



FIFA Women's World Cup Germany 2011™

Official Draw

Monday 29 November 2010 - 19h30

Congress Center, Frankfurt, Germany

Statistical Kit

Updated: 27.01.2011





Contents

25 Facts about the FIFA Women's World Cup™	3
Germany and the FIFA Women's World Cup 2011™	5
Roll of Honour	6
Nutshell	6
Prize Money	7
Prize Money breakdown by performance.....	7
Trophy details	7
The 16 Finalists	8
Team mini profiles	9
Australia (AUS).....	9
Brazil (BRA)	9
Canada (CAN).....	9
Colombia (COL)	10
England (ENG).....	10
Equatorial Guinea (EQG).....	10
France (FRA).....	11
Germany (GER)	11
Japan (JPN).....	11
Korea DPR (PRK).....	12
Mexico (MEX).....	12
New Zealand (NZL)	12
Nigeria (NGA).....	13
Norway (NOR).....	13
Sweden (SWE).....	13
USA (USA).....	14
The Official Draw at a glance	15
Competition formats	17
Newcomers	18
Opening matches	18
Most recurring matches	19
Final matches	20
Participating countries by size (million km²)	20
Participating countries by population (millions)	20
Stadiums	21
Superlatives: Players	22
Superlatives: Teams	24
All-time Ranking	26
Ranking by tournament	26
Milestone goals	27
After extra time/Penalty shoot-outs	27
Hat-tricks	27
Preliminary competition	28
25 Key Figures	28
Preliminary Competition Results	29
History of the Preliminary Competition	34
Women's football in graphics	37
Head-to-Heads by groups	40
Match Schedule FIFA Women's World Cup Germany 2011™	47



25 Facts about the FIFA Women's World Cup™

- 1** Germany will become the second European country to host the FIFA Women's World Cup™. The first was Sweden in 1995. The USA and China PR are the only other previous hosts, each having staged the event twice.
- 2** Unlike the FIFA World Cup™, the women's event has been hosted by the same country twice in a row. Four years after staging a very memorable 1999 tournament, the USA stood in for original hosts, China PR, who had to defer staging the event for four years due to the unfortunate spread of the SARS virus.
- 3** 2011 hosts Germany will have the highest-ever number of stadiums to host the FIFA Women's World Cup™ with nine. Before Germany, the USA had the most with eight stadiums in 1999. The USA hosted the event for the second time in 2003, this time with six stadiums, none of which had been used in the 1999 edition.
- 4** The FWWC 2011 is the first FIFA competition to use two stadiums that have already staged a FIFA final, and very recently on top of that. The opening match will be in Berlin (FWC 2006 final). Four matches, including the final, will be played in Frankfurt (FCC 2005 final).
- 5** Designed by William Sawaya from the Milan company Sawaya & Moroni, the FIFA's Women's World Cup™ was originally hand-made for the 1999 tournament. It is in the form of a spiral band which encloses a ball at the top. The cup has a green Serpentino marble base and the spiral and football itself are of pure silver covered with 23-carat gold and white gold. It is 45cm high, nearly 10cm higher than the men's trophy, has a maximum width of 12cm and weighs 1.8kg. The original value is in the region of USD 30,000.
- 6** Regulation time for matches at the 1991 FIFA Women's World Cup™ was eighty minutes – two periods of forty minutes. However, the women obviously proved their stamina was just as good as the men's as the competition regulations for the second tournament in 1995 were changed to ninety minutes – two periods of 45 minutes.
- 7** 2011 could bring about yet another clash of the titans: Germany have won the last two FIFA Women's World Cups™ while the USA took the very first title in 1991 and also triumphed in 1999, to date the only win on home soil. Norway, in 1995, are the only side to have broken the dominance of the two superpowers in women's football.
- 8** Brazil, China PR and Sweden are the only associations to have reached the final of the FIFA Women's World Cup™ apart from the three world champions, Germany, the USA and Norway.
- 9** Despite having won four out of the five previous tournaments (two each), Germany and the USA have never met in a FIFA Women's World Cup™ final.
- 10** Seven teams have participated in all five previous FIFA Women's World Cup™ tournaments: Brazil, Germany, Japan, Nigeria, Norway, Sweden and the USA. For the first time ever, China PR, a former world power in women's football, failed to qualify.
- 11** Not only have the USA participated in all five previous editions of the FIFA Women's World Cup™, they are also the only team to have reached the semi-final of each tournament.



- 12** The women's game has had a second high-level world competition at senior international level since 1996. The Olympic Football Tournaments have been dominated by the USA, who have won three gold medals (1996, 2004 and 2008) and one silver in 2000, when they were beaten by Norway.
- 13** The number of participants in FIFA Women's World Cup™ qualifiers has almost tripled from 45 teams in 1991 to 122 in 2011. The number of qualification matches for the FIFA Women's World Cup™ has also risen considerably from 110 in 1991 to 355 in 2011.
- 14** The all-time attendance record was recorded at the FIFA Women's World Cup USA 1999™, when a total of 1,194,221 fans flocked to the stadiums, an average of more than 37,300. Overall, the competition in China PR four years ago attracted only 4,000 fewer spectators.
- 15** The FIFA Women's World Cup 1999™ also set an attendance record for a single match, when a total of 90,185 spectators watched the USA beat China PR in the final at the Rose Bowl in Los Angeles.
- 16** A look into the record books shows that 2:0 is the most frequent result in the FIFA Women's World Cup™ (14.2% of matches), closely followed by 3:0 and 1:0, which account for 11.5%. In comparison, 1:0 (18.8%) is the most common scoreline in the men's game, followed by 2:1 (14.5%) and 2:0 (11%).
- 17** In all, 539 goals have been scored in the 148 matches that have been played in Women's World Cup™ history. The very first was scored by MA Li from China against Norway in 1991, the 500th goal by Ragnhild Gulbrandsen from Norway in a match against Ghana in 2007.
- 18** The Women's World Cup™ goal average has dropped from 3.8 for the first three tournaments to 3.4 for the last two editions, which reflects the steady development of the women's game.
- 19** The USA lead the scoreboard for most goals scored in all FIFA World Cup™ tournaments with 85 goals – only one ahead of 2011 hosts Germany, who have 84.
- 20** A rather exclusive club of 19 (seven American and 12 German) players have won the FIFA Women's World Cup™ on two occasions. Birgit Prinz is the only player to have taken part in three finals. Beside her wins in the last two tournaments, she played in the first half of the 1995 showdown against eventual winners Norway.
- 21** Kristine Lilly (USA) is the only player to have played in all five editions of the FIFA Women's World Cup™. She is also the most-capped player, having appeared in 30 matches.
- 22** With her five goals in the game between the USA and Chinese Taipei, Michelle Akers is still the highest goalscorer in a single match.
- 23** Germany's Birgit Prinz tops the overall list of goalscorers, with 14 goals in four competitions.
- 24** The three fastest goals in the history of the FIFA Women's World Cup™ were all scored in the first minute of the match. Sweden's Lena Videkull was the fastest when she opened the scoring after just 30 seconds of the match against Japan in 1991.
- 25** Ifeanyi Chiejine from Nigeria became the youngest player of all time when she took to the field against Denmark in 1999 at the tender age of 16 years and one month. More than twice Chiejine's age, Meg from Brazil, became the oldest at 39 years and five months when she played against Sweden in the 1995 tournament.



Germany and the FIFA Women's World Cup 2011™

Germany's joy at welcoming so many guests from around the world was never so strong as during the summer of 2006. The FIFA World Cup 2006™ saw around two million visitors enjoy 64 matches in a month of fun and friendly celebrations throughout Germany's main cities. "This World Cup really was a great advertisement for integration and against xenophobia," said Germany's Interior Minister Dr Wolfgang Schauble.

The multinational flavour and growing openness to other nations shown by Germany's younger population made the country the ideal hosts for the FIFA Women's World Cup 2011. Geographics and demographics also play a major role: Germany covers 357,000 square kilometres, lies at the heart of Europe and is bordered by nine other countries. Among its 82 million inhabitants are some 7.3 million who hold foreign passports.

Football for men and women is far and away Germany's most popular sport. The German Football Association (DFB), founded in 1900, boasts 6,563,997 members belonging to 25,856 clubs, far exceeding any other sport in the country. At 1,022,824 the number of girls and women registered with the DFB has passed the one million mark for the first time in the association's 108-year history. The figures bear witness to the impressive development of the game and stand as testimony to the immense passion football inspires in people of all ages.

Women's football in Germany boasts an unparalleled record of success, achieved in a remarkably short space of time. The women's game was only officially incorporated in the German Football Association (DFB) statutes in 1970 and the national team contested its inaugural international as recently as 1982. Since then however, Germany have gone on to win the most important trophies in the world game, the FIFA Women's World Cup and the European Championship, a total of nine times.

The rise is attributable to the DFB girls' football programme, established in 2004-05 and aimed at boosting female membership of football clubs. The initiative was exploiting fertile ground, as a study found that six out of ten girls in Germany would relish the chance to play football. The membership drive centres on advice and support from the decentralised regional associations, helping to establish and expand girls' and women's football sections at club level.

Schools are another important channel in providing girls with access to the game. A DFB schools football offensive saw some 22,000 German primary schools supplied with equipment, including 100,000 balls and 400,000 training bibs, at the start of the 2006/07 school year.

Using targeted initiatives of this nature, the DFB hopes a broader grass roots operation will provide a solid foundation for the highest levels of the sport. The stated goal is to maintain current standards, although the bar is already set extremely high. Germany won the FIFA U-19 Women's World Championship in 2004 and has claimed the UEFA U-19 European Championship crown on five occasions. Additionally, the U-17 Women's National Team won the European title in 2008 and 2009.

The reservoir of potential is vast, as FIFA President Joseph S. Blatter recognised when he said: "The future of football is feminine."

Source: FIFA.com

Roll of Honour

Year	Winner	Final score	Runner-up	3 rd place	Third Place Match Score	4 th Place
2007	Germany	2:0	Brazil	USA	4:1	Norway
adidas Golden Ball:		MARTA (BRA)				
adidas Golden Boot:		MARTA (BRA), 7 goals				
FIFA Fair Play award:		Norway				
2003	Germany	2:1 AET	Sweden	USA	3:1	Canada
adidas Golden Ball:		Birgit PRINZ (GER)				
adidas Golden Boot:		Birgit PRINZ (GER), 7 goals				
FIFA Fair Play award:		China PR				
1999	USA	0:0 AET 5:4 PSO	China PR	Brazil	0:0 AET 5:4 PSO	Norway
adidas Golden Ball:		SUN Wen (CHN)				
adidas Golden Boot:		SISSI (BRA), SUN Wen (CHN), 7 goals				
FIFA Fair Play award:		China PR				
1995	Norway	2:0	Germany	USA	2:0	China PR
adidas Golden Ball:		Hege RIISE (NOR)				
adidas Golden Boot:		Ann Kristin AARONES (NOR), 6 goals				
FIFA Fair Play award:		Sweden				
1991	USA	2:1	Norway	Sweden	4:0	Germany
adidas Golden Ball:		Carin JENNINGS (USA)				
adidas Golden Boot:		Michelle AKERS (USA), 10 goals				
FIFA Fair Play award:		Germany				

Nutshell

Final Competition							Preliminary Competition				
Year	Host	Teams/Matches	Goals	Ø	Spectators	Ø	Year	Teams	Matches	Goals	Ø
2007	China PR	16/32	111	3.47	1,190,971	37,218	2007	119	295	1148	3.89
2003	USA	16/32	107	3.34	679,664	21,240	2003	100	257	1142	4.44
1999	USA	16/32	123	3.84	1,194,221	37,319	1999	81	209	1072	5.13
1995	Sweden	12/26	99	3.81	112,213	4,316	1995	52	134	662	4.94
1991	China PR	12/26	99	3.81	510,000	19,615	1991	45	110	444	4.04
	TOTAL	148	539	3.64	3,687,069	24,913		397	1005	4468	4.45

Prize Money

In 2007, for the first time in the history of the FIFA Women's World Cup, the participating teams received prize money from FIFA. For 2011 the prize money was increased by USD 1.2 million to USD 7.6 million, meaning an additional USD 75,000 for each association taking part as a contribution towards team preparations. The breakdown of the remaining USD 6.4 million depends on their performance (see table below).


Prize Money breakdown by performance

Winner	USD	1,000,000
Runners-up	USD	800,000
3rd place	USD	650,000
4th place	USD	550,000
Quarter-finalists	USD	350,000
9th-16th place	USD	250,000
Total	USD	6,400,000

2011: additional USD 75,000 for each association – increasing the total to USD 7,600,000

Trophy details

Height	45cm
Base	14.7 x 7.4cm
Weight	1.8kg
Manufacturer	Sawaya & Moroni
Originally manufactured	1999





The 16 Finalists

Europe (4+1)

-  England (ENG)
-  France (FRA)
-  Norway (NOR)
-  Sweden (SWE)
-  Germany (GER) HOST

South America (2)

-  Brazil (BRA)
-  Colombia (COL) – NEWCOMER



Oceania (1)

-  New Zealand (NZL)

Asia (3)

-  Australia (AUS)
-  Japan (JPN)
-  Korea DPR (PRK)

Africa (2)

-  Equatorial Guinea (EQG) – NEWCOMER
-  Nigeria (NGA)

North, Central America and Caribbean (3)

-  Canada (CAN)
-  Mexico (MEX)
-  USA (USA)



Team mini profiles

Number of participations is historic and therefore does not include 2011

Australia (AUS)	
Coach: Tom SERMANNI (AUS)	
Previous FWWC participations	4 appearances – 1995, 1999, 2003, 2007
FWWC record	13 matches – 1 win, 4 draws, 8 losses 18 goals scored, 32 goals conceded
FWWC best achievement	Quarter-finalists in 2007
Other FIFA competition participations	Olympic Games 2000, 2004; FIFA U-20 Women's World Cup 2002, 2004, 2006
Honours	Olympic Games 2000, 2004: quarter-finalists; AFC Women's Asian Cup 2010: winners; Oceania Women's Cup 1995, 1998, 2003: winners
FIFA/Coca-Cola Women's World Ranking	12 (November 2010)
Most-capped FWWC player	Cheryl SALISBURY, 12 caps (1995-2007)
Best FWWC goalscorer	Lisa DE VANNA, 4 goals (2007)
2011 qualifying	5 matches ; 3 wins; 1 draw; 1 loss; 7 goals scored; 3 goals conceded
Best goalscorer in 2011 qualifying	Samantha KERR, 2 goals
Brazil (BRA)	
Coach: Kleiton LIMA (BRA)	
Previous FWWC participations	5 appearances – 1991, 1995, 1999, 2003, 2007
FWWC record	22 matches – 12 wins, 3 draws, 7 losses – 46 goals scored, 32 goals conceded
FWWC best achievement	Runners-up 2007
Other FIFA competition participations	Olympic Games 1996, 2000, 2004, 2008; FIFA U-17 Women's World Cup 2008, 2010; FIFA U-20 Women's World Cup 2002, 2004, 2006, 2008, 2010
Honours	Olympic Games 2004, 2008: silver medallists; FIFA U-17 Women's World Cup 2010: quarter-finalists; FIFA U-20 Women's World Cup 2006: third place
FIFA/Coca-Cola Women's World Ranking	3 (November 2010)
Most-capped FWWC player	TANIA, 17 caps (1995-2007), FORMIGA, 17 caps (1995-2007)
Best FWWC goalscorer	MARTA, 10 goals (2003-2007)
2011 qualifying	7 matches; 7 wins; 0 draws; 0 losses; 25 goals scored; 2 goals conceded
Best goalscorer in 2011 qualifying	MARTA, 9 goals
Canada (CAN)	
Coach: Carolina MORACE (ITA)	
Previous FWWC participations	4 appearances – 1995, 1999, 2003, 2007
FWWC record	15 matches – 4 wins, 3 draws, 8 losses – 25 goals scored, 39 goals conceded
FWWC best achievement	4 th place 2003
Other FIFA competition participations	Olympic Games 2008; FIFA U-17 Women's World Cup 2008, 2010; FIFA U-20 Women's World Cup 2002, 2004, 2006, 2008
Honours	Olympic Games 2008: quarter-finalists; FIFA U-17 Women's World Cup 2008: quarter-finalists; FIFA U-20 Women's World Cup 2002: runners-up; CONCACAF Gold Cup 1998, 2010: winners
FIFA/Coca-Cola Women's World Ranking	9 (November 2010)
Most-capped FWWC player	Charmaine HOOPER, 12 caps (1995-2003)
Best FWWC goalscorer	Christine SINCLAIR, 6 goals (2003-2007)
2011 qualifying	5 matches – 5 wins, 0 draws, 0 losses – 17 goals scored, 0 goals conceded
Best goalscorer in 2011 qualifying	Christine Sinclair, 5 goals



Colombia (COL)	
Coach: Ricardo ROZO (COL)	
Previous FWWC participations	No previous appearances
FWWC record	No previous appearances
FWWC best achievement	No previous appearances
Other FIFA competition participations	FIFA U-17 Women's World Cup 2008, FIFA U-20 Women's World Cup 2010
Honours	FIFA U-20 Women's World Cup 2010: semi-finalists
FIFA/Coca-Cola Women's World Ranking	32 (November 2010)
Most-capped FWWC player	No previous appearances
Best FWWC goalscorer	No previous appearances
2011 qualifying	7 matches; 4 wins; 1 draws; 2 losses; 19 goals scored; 8 goals conceded
Best goalscorer in 2011 qualifying	Yorely RINCON, 5 goals

England (ENG)	
Coach: Hope POWELL (ENG)	
Previous FWWC participations	2 appearances – 1995, 2007
FWWC record	8 matches – 3 wins, 2 draws, 3 losses – 14 goals scored, 15 goals conceded
FWWC best achievement	Quarter-finalists in 1995, 2007
Other FIFA competition participations	FIFA U-17 Women's World Cup 2008; FIFA U-20 Women's World Cup 2002, 2008, 2010
Honours	FIFA U-17 Women's World Cup 2008: semi-finalists; FIFA U-20 Women's World Cup 2002, 2008: quarter-finalists; Women's European Championship 1984, 2009: runners-up
FIFA/Coca-Cola Women's World Ranking	10 (November 2010)
Most-capped FWWC player	19 players with 4 caps
Best FWWC goalscorer	Kelly SMITH, 4 goals (2007)
2011 qualifying	10 matches; 9 wins; 1 draw; 0 losses; 35 goals scored; 4 goals conceded
Best goalscorer in 2011 qualifying	Fara WILLIAMS, 7 goals

Equatorial Guinea (EQG)	
Coach: Jean-Paul MPILA (CGO)	
Previous FWWC participations	No previous appearances
FWWC record	No previous appearances
FWWC best achievement	No previous appearances
Other FIFA competition participations	No previous appearances
Honours	CAF: winners 2008, runners-up 2010
FIFA/Coca-Cola Women's World Ranking	62 (November 2010)
Most-capped FWWC player	No previous appearances
Best FWWC goalscorer	No previous appearances
2011 qualifying	6 matches; 4 wins; 1 draw; 1 loss; 16 goals scored; 9 goals conceded
Best goalscorer in 2011 qualifying	Salimata SIMPORE, 4 goals



France (FRA)	
Coach: Bruno BINI (FRA)	
Previous FWWC participations	1 appearance - 2003
FWWC record	3 matches – 1 win, 1 draw, 1 loss – 2 goals scored, 3 goals conceded
FWWC best achievement	Group stage in 2003
Other FIFA competition participations	FIFA U-17 Women's World Cup 2008; FIFA U-20 Women's World Cup 2002, 2006, 2008, 2010
Honours	FIFA U-20 Women's World Cup 2008: 4 th place ; FIFA U-20 Women's World Cup 2006: quarter-finalists
FIFA/Coca-Cola Women's World Ranking	8 (November 2010)
Most-capped FWWC player	11 players with 3 caps
Best FWWC goalscorer	Marinette PICHON, 2 goals (2003)
2011 qualifying	12 matches; 11 wins; 1 draw; 0 losses; 53 goals scored; 2 goals conceded
Best goalscorer in 2011 qualifying	Gaetane THINEY, 12 goals

Germany (GER)	
Coach: Silvia NEID (GER)	
Previous FWWC participations	5 appearances - 1991, 1995, 1999, 2003, 2007
FWWC record	28 matches – 20 wins, 3 draws, 5 losses – 84 goals scored, 27 goals conceded
FWWC best achievement	Winners in 2003, 2007
Other FIFA competition participations	Olympic Games 1996, 2000, 2004, 2008; FIFA U-17 Women's World Cup 2008, 2010; FIFA U-20 Women's World Cup 2002, 2004, 2006, 2008, 2010
Honours	FIFA U-20 Women's World Cup 2004, 2010: winners; Women's World Cup 1995: runners-up; Olympic Games 2000, 2004, 2008: bronze medals; Women's European Championship 1989, 1991, 1995, 1997, 2001, 2005, 2009: winners
FIFA/Coca-Cola Women's World Ranking	2 (November 2010)
Most-capped FWWC player	Bettina WIEGMANN 22 caps (1991-2003); Birgit PRINZ, 22 caps (1995-2007)
Best FWWC goalscorer	Birgit PRINZ, 14 goals (1995-2007)
2011 qualifying	Non applicable (host)
Best goalscorer in 2011 qualifying	Non applicable (host)

Japan (JPN)	
Coach: Norio SASAKI (JPN)	
Previous FWWC participations	5 appearances - 1991, 1995, 1999, 2003, 2007
FWWC record	16 matches – 3 wins, 2 draws, 11 losses – 13 goals scored, 40 goals conceded
FWWC best achievement	Quarter-finalists in 1995
Other FIFA competition participations	Olympic Games 1996, 2004, 2008; FIFA U-17 Women's World Cup 2008, 2010; FIFA U-20 Women's World Cup 2002, 2008, 2010
Honours	Olympic Games 2008: 4 th place; FIFA U-17 Women's World Cup 2010: runners-up; FIFA U-20 Women's World Cup 2002, 2008: quarter-finalists; Asian Cup 1986, 1991, 1995, 2001: runners-up; AFC Women's Asian Cup: 1986, 1991, 1995, 2001 runners-up
FIFA/Coca-Cola Women's World Ranking	5 (November 2010)
Most-capped FWWC player	Homare SAWA, 12 caps (1995-2007)
Best FWWC goalscorer	Mio OTANI, 3 goals (2003); Homare SAWA, 3 goals (2003)
2011 qualifying	5 matches; 4 wins; 0 draws; 1 loss; 16 goals scored; 2 goals conceded
Best goalscorer in 2011 qualifying	Kozue ANDO and Homare SAWA, 3 goals



Korea DPR (PRK)	
Coach: KIM Kwang Min (PRK)	
Previous FWWC participations	3 appearances – 1999, 2003, 2007
FWWC record	10 matches – 3 wins, 1 draw, 6 losses – 12 goals scored, 17 goals conceded
FWWC best achievement	Quarter-finalists in 2007
Other FIFA competition participations	Olympic Games 2008; FIFA U-17 Women's World Cup 2008, 2010; FIFA U-20 Women's World Cup 2006, 2008, 2010
Honours	FIFA U-17 Women's World Cup 2008: winners; FIFA U-20 Women's World Cup 2006: winners; Women's Asian Cup 2001, 2003: winners
FIFA/Coca-Cola Women's World Ranking	6 (November 2010)
Most-capped FWWC player	RI Kum Suk, 9 caps (1999-2007)
Best FWWC goalscorer	JIN Pyol Hui, 3 goals (1999-2003)
2011 qualifying	5 matches, 3 wins, 1 draw, 1 loss, 8 goals scored, 3 goals conceded
Best goalscorer in 2011 qualifying	JO Yun Mi, 3 goals
Mexico (MEX)	
Coach: Leonardo CUELLAR (MEX)	
Previous FWWC participations	1 appearance - 1999
FWWC record	3 matches – 0 wins, 0 draws, 3 losses – 1 goal scored, 15 goals conceded
FWWC best achievement	Group stage
Other FIFA competition participations	Olympic Games 2004; FIFA U-17 Women's World Cup 2010; FIFA U-20 Women's World Cup 2002, 2006, 2008, 2010
Honours	Olympic Games 2004: quarter-finalists; FIFA U-20 Women's World Cup 2010: quarter-finalists; CONCACAF Gold Cup runners-up: 2010
FIFA/Coca-Cola Women's World Ranking	22 (November 2010)
Most-capped FWWC player	12 players with 3 caps (1999)
Best FWWC goalscorer	Maribel DOMINGUEZ, 1 goal (1999)
2011 qualifying	5 matches – 3 wins, 0 draws, 2 losses – 11 goals scored, 7 goals conceded
Best goalscorer in 2011 qualifying	Maribel DOMINGUEZ, 6 goals
New Zealand (NZL)	
Coach: John HERDMAN (NZL)	
Previous FWWC participations	2 appearances - 1991, 2007
FWWC record	6 matches – 0 wins, 0 draws, 6 losses – 1 goal scored, 20 goals conceded
FWWC best achievement	Group stage 1991, 2007
Other FIFA competition participations	Olympic Games 2008; FIFA U-17 Women's World Cup 2008, 2010; FIFA U-20 Women's World Cup 2006, 2008, 2010
Honours	Oceania Women's Cup 1983, 1991, 2007: winners
FIFA/Coca-Cola Women's World Ranking	23 (November 2010)
Most-capped FWWC player	Wendi HENDERSON, 6 caps (1991-2007)
Best FWWC goalscorer	Kim NYE, 1 goal (1991)
2011 qualifying	5 matches; 5 wins; 0 draws; 0 losses; 50 goals scored; 0 goals conceded
Best goalscorer in 2011 qualifying	Amber HEARN, 12 goals



Nigeria (NGA)	
Coach: Eucharía UCHE (NGA)	
Previous FWWC participations	5 appearances – 1991, 1995, 1999, 2003, 2007
FWWC record	16 matches – 2 wins, 2 draws, 12 losses – 14 goals scored, 48 goals conceded
FWWC best achievement	Quarter-finalists 1999
Other FIFA competition participations	Olympic Games 2000, 2004, 2008; FIFA U-17 Women's World Cup 2008, 2010; FIFA U-20 Women's World Cup 2002, 2004, 2006, 2008, 2010
Honours	Olympic Games 2000, 2004: quarter-finalists; FIFA U-17 Women's World Cup 2010: quarter-finalists; FIFA U-20 Women's World Cup 2010: runners-up; CAF winners 1991-2006, 2010
FIFA/Coca-Cola Women's World Ranking	27 (November 2010)
Most-capped FWWC player	Florence OMAGBEMI, 13 caps (1991-2003)
Best FWWC goalscorer	Rita NWADIKE, 3 goals (1995-1999), Nkiru OKOSIEME, 3 goals (1999)
2011 qualifying	7 matches; 7 wins; 0 draws; 0 losses; 24 goals scored; 6 goals conceded
Best goalscorer in 2011 qualifying	Perpetua NKWOCHA, 14 goals

Norway (NOR)	
Coach: Eli LANDSEM (NOR)	
Previous FWWC participations	5 appearances - 1991, 1995, 1999, 2003, 2007
FWWC record	28 matches – 19 wins, 2 draws, 7 losses – 75 goals scored, 36 goals conceded
FWWC best achievement	Winners 1995, runners-up 1991
Other FIFA competition participations	Olympic Games 1996, 2000, 2008; FIFA U-20 Women's World Cup 2008
Honours	Olympic Games 2000: gold, 1996: bronze; Women's European Championship 1987, 1993: winners
FIFA/Coca-Cola Women's World Ranking	7 (November 2010)
Most-capped FWWC player	Bente NORDBY, 22 caps (1995-2007); Hege RIISE, 22 caps (1991-2003)
Best FWWC goalscorer	Ann Kristin AARONES, 10 goals (1995/99)
2011 qualifying	10 matches; 9 wins; 1 draw; 0 losses; 42 goals scored; 2 goals conceded
Best goalscorer in 2011 qualifying	Isabell HERLOVSEN, 9 goals

Sweden (SWE)	
Coach: Thomas DENNERBY (SWE)	
Previous FWWC participations	5 appearances - 1991, 1995, 1999, 2003, 2007
FWWC record	23 matches – 13 wins, 2 draws, 8 losses – 44 goals scored, 28 goals conceded
FWWC best achievement	Runners-up in 2003
Other FIFA competition participations	Olympic Games 1996, 2000, 2004, 2008; FIFA U-20 Women's World Cup 2010
Honours	Women's European Championship 1984: winners; Olympic Games 2004: 4 th place; FIFA U-20 Women's World Cup 2010: quarter-finalists
FIFA/Coca-Cola Women's World Ranking	4 (November 2010)
Most-capped FWWC player	Malin ANDERSSON, 14 caps (1995-2003)
Best FWWC goalscorer	Victoria SVENSSON, 6 goals (1999-2007)
2011 qualifying	10 matches; 8 wins; 2 draws; 0 losses; 40 goals scored; 6 goals conceded
Best goalscorer in 2011 qualifying	Caroline SEGER, 7 goals

USA (USA)	
Coach: Pia SUNDHAGE (SWE)	
Previous FWWC participations	5 appearances - 1991, 1995, 1999, 2003, 2007
FWWC record	30 matches – 24 wins, 3 draws, 3 losses – 85 goals scored, 25 goals conceded
FWWC best achievement	Winners in 1991, 1999
Other FIFA competition participations	Olympic Games 1996, 2000, 2004, 2008; FIFA U-17 Women's World Cup 2008; FIFA U-20 Women's World Cup 2002, 2004, 2006, 2008, 2010
Honours	Olympic Games 1996, 2004, 2008: winners; FIFA U-17 Women's World Cup 2008: runners-up; FIFA U-20 Women's World Cup 2002, 2008: winners; CONCACAF Gold Cup winners: 1991, 1993, 1994, 2000, 2002, 2006
FIFA/Coca-Cola Women's World Ranking	1 (November 2010)
Most-capped FWWC player	Kristine LILLY, 30 caps (1991-2007)
Best FWWC goalscorer	Michelle AKERS, 12 goals (1991, 1999)
2011 qualifying	7 matches; 6 wins; 0 draws; 1 loss; 24 goals scored; 2 goals conceded
Best goalscorer in 2011 qualifying	Abby WAMBACH (USA), 8 goals



CANCUN, MEXICO - NOVEMBER 08: Karina Leblanc and Melissa Tancredi of Canada celebrate their victory against Mexico as part of the Women's World Cup Qualifying, for first place, at Andres Quintana Roo Stadium on November 8, 2010 in Cancun, Mexico. (Photo by Fernando Nunez/Jam Media/LatinContent/Getty Images)



The Official Draw at a glance

2010 – Frankfurt (GER), 29 November 2010

Venue: Congress Centre, Frankfurt
Slots: UEFA: 4, +1 host, CAF: 2, CONCACAF: 3, CONMEBOL: 2, OFC: 1, AFC: 3
Teams in draw: 16

On 29 November 2010, the top 16 women's football nations in the world turned their attentions to the Frankfurt Congress Centre as the Official Draw for the FIFA Women's World Cup 2011™ took place. As well as hosts and two-time world champions Germany, the other 15 qualified teams found out who they will be facing in the group stages of the tournament, taking place between 26 June and 17 July 2011.

The 50-minute ceremony was broadcasted live on *FIFA.com*. Six hundred guests, including 150 media representatives from all over the world, were treated to a full programme of entertainment ahead of the draw. Four groups, nine stadiums, 16 teams and 32 matches - all revealed as Germany 2011 finally begins to take shape.

2007 –Wuhan (CHN), 22 April 2007

Venue: Guanggu Exhibition Centre in Wuhan
Slots: AFC: 3+1 host (2.5+1), CAF: 2, CONCACAF: 2 (2.5), CONMEBOL: 2, OFC: 1 UEFA: 5
Teams in draw: 16

The draw festivities included a match between the Chinese Women's national team and a FIFA Women's World Stars team at the Wuhan Sports Centre Stadium ending in a 3:2 win for the Chinese Women's national team.

Group B quickly became dubbed the group of death since three of the top five teams in the world (according to the June 2007 FIFA Women's World Rankings, the last to be released before the tournament) were drawn in this group — the USA (1st), Sweden (3rd) and Korea DPR (5th). The same four teams were drawn together in the 2003 FIFA Women's World Cup, on that occasion the USA and Sweden progressed to the knockout stages.

2003 – Los Angeles (USA), 17 July 2003

Venue: Home Depot Centre in Los Angeles
Slots: AFC: 2+1* (2.5+1), CAF: 2, CONCACAF: 2 (2.5), CONMEBOL: 2, OFC 1 UEFA: 5,
Teams in draw: 16

**China PR was allowed to keep the host slot even when the event was moved to the USA*

On the occasion of the Final Draw at the Home Depot Centre in Los Angeles the first Women's World Ranking was presented with over 3,000 matches taken into account played between 1971 and 2003.

Some weeks before the draw, the 4th FIFA Women's World Cup was relocated from China to the USA due to concerns over the SARS outbreak in Asia. At the final draw in Los Angeles, which was also originally planned in China, China's coach Ma Liangxing symbolically handed over the FIFA Women's World Cup trophy to April Heinrichs, coach of new hosts the United States.

Group B, labelled the "Group of Death" by the media and made up of top-seeded Germany, Italy, Brazil and Mexico, was arguably the toughest first-round draw of the World Cup.



The Official Draw at a glance - continued

1999 – San Jose (USA), 14 February 1999

Venue: Spartan Stadium in San Jose
Slots: AFC: 3, CAF: 2, CONCACAF: 3 (2.5), CONMEBOL: 1 (1.5), OFC: 1, UEFA: 6
Teams in draw: 16

The final Draw was conducted at halftime of the first-ever Women's World All-Star Match, seeing the FIFA Women's World Stars defeat the USA 2:1 in front of a crowd of 15,367 at the Spartan Stadium.

The 16 teams were drawn into four groups of four teams. Group B was definitely the "Group of Death" containing European champion Germany, 1996 Olympic finalists Brazil, European runner-up Italy and Mexico.

1995 – Helsingborg (SWE), 18 February 1995

Venue: Hotel Marina Plaza (no TV coverage)
Slots: AFC: 2, CAF: 1, CONCACAF: 2, CONMEBOL: 1, OFC: 1, UEFA: 4+1 host
Teams in draw: 12

The public draw ceremony in Helsingborg, was conducted by the General Secretary Joseph S. Blatter. Tomas Brolin and Kristine Bengtsson, respectively Sweden's male and female player of the year 1994, drew the 12 teams into three groups of four.

1991 – Guangzhou (CHN), 14 September 1991

Venue: Tianhe Sports Complex in Guangzhou
Slots: AFC: 2+1 host, CAF: 1, CONCACAF: 1, CONMEBOL: 1, OFC: 1, UEFA: 5
Teams in draw: 12

The draw was a two hour live show televised from Guangzhou (Kanton). Four female singers, Zhang Qiang from Beijing, Lin Ping from local Guangzhou, Zhen Ni from Hong Kong and Ye Ailing from Taiwan co-performed songs in both Chinese and English.

The outcome of the draw came up with two European opponents for China – Norway and Denmark.

In brackets the number of slots before the play-offs



Competition formats

2011 Germany

- 16 finalists
- 15 teams qualifying by preliminary competition (122 participants), hosts qualifying automatically.
- Four groups of four teams, with the first two from each group progressing to the quarter-finals
- Semi-finals
- Third-place play-off
- Final

2007 China PR

- 16 finalists
- 15 teams qualifying by preliminary competition (119 participants), hosts qualifying automatically.
- Four groups of four teams, with the first two from each group progressing to the quarter-finals
- Semi-finals
- Third-place play-off
- Final

2003 USA

- 16 finalists
- 15 teams qualifying by preliminary competition (100 participants), hosts qualifying automatically, although China PR participated in qualifying matches nonetheless*
- Four groups of four teams, with the first two from each group progressing to the quarter-finals
- Semi-finals
- Third-place play-off
- Final

1999 USA

- 16 finalists
- 15 teams qualifying by preliminary competition (81 participants), hosts qualifying automatically (in this instance USA did not play in the qualifying competition)
- Four groups of four teams, with the first two from each group progressing to the quarter-finals
- Semi-finals
- Third-place play-off
- Final

1995 Sweden

- 12 finalists
- 11 teams qualifying by preliminary competition (52 participants), hosts qualifying automatically, although Sweden participated in qualifying matches nonetheless
- Three groups of four teams, with the first two from each group, plus the two best in third place, progressing to the quarter-finals
- Semi-finals
- Third-place play-off
- Final

1991 China PR

- 12 finalists
- 11 teams qualifying by preliminary competition (45 participants), hosts qualifying automatically, although China PR participated in qualifying matches nonetheless
- Three groups of four teams, with the first two from each group, plus the two best in third place, progressing to the quarter-finals
- Semi-finals
- Third-place play-off
- Final

* Although they had proved their worth in the qualifiers, special dispensation was given to China PR, since they had been the intended hosts of the FIFA Women's World Cup 2003 until the SARS outbreak. By this point, USA had already earned their qualification through the preliminary matches.



Newcomers

Year	#	Newcomers	Best newcomer	Stage reached
2011	2	Colombia, Equatorial Guinea		
2007	0	No newcomers	-	-
2003	3	Argentina, France, Korea Republic	France, Korea Republic, Argentina	Group Stage
1999	4	Ghana, Korea DPR, Mexico, Russia	Russia	Quarter-finals
1995	3	Australia, Canada, England	England	Quarter-finals
1991	all	Brazil, China PR, Chinese Taipei, Denmark, Germany, Italy, Japan, Nigeria, Norway, New Zealand, Sweden, USA	-	-

Opening matches

Date	Host	City Venue	Match / Result	Attendance	Kick-off (LT)
26.06.2011	Germany	Berlin Olympiastadion	Germany – Canada		TBC
10.09.2007	China PR	Shanghai Shanghai Hongkou Football Stadium	Germany – Argentina 11:0 (5:0)	28,098	20.00
20.09.2003	USA	Philadelphia Lincoln Financial Field	Norway – France 2:0 (0:0)	24,346	12.00
19.06.1999	USA	New York/New Jersey Giants Stadium	USA – Denmark 3:0 (1:0)	78,972	15.00
05.06.1995	Sweden	Helsingborg Olympia Stadium	Sweden – Brazil 0:1 (0:1)	14,500	18.00
16.11.1991	China PR	Guangzhou Tianhe Stadium	China PR – Norway 4:0 (1:0)	65,000	20.45

Most recurring matches

Match	Number of head to heads
USA v. Norway	4
Korea DPR v. USA	3 (plus 1 in 2011)
Sweden v. USA	3 (plus 1 in 2011)
Australia v. Ghana	3
Australia v. China PR	3
Brazil v. Germany	3
Brazil v. Sweden	3
Brazil v. USA	3
Canada v. Norway	3
China PR v. Denmark	3
China PR v. Sweden	3
China PR v. Norway	3
China PR v. USA	3
Germany v. Japan	3
Germany v. Sweden	3
Germany v. USA	3
Korea DPR v. Nigeria	3
USA v. Nigeria	3



Final matches

Date	Host	City Venue	Match / Result	Attendance	Kick-off (LT)
26.06.2011	Germany	Frankfurt FIFA Women's World Cup Stadium			
30.09.2007	China PR	Shanghai Shanghai Hongkou Football Stadium	Germany – Brazil 2:0 (0:0)	31,000	20.00
12.10.2003	USA	Carson/Los Angeles Home Depot Centre	Germany – Sweden 2:1 AET (1:1, 0:1)	26,137	10.00
10.07.1999	USA	Los Angeles Rose Bowl Stadium	USA – China 0:0 AET 5:4 PSO	90,185	12.50
18.06.1995	Sweden	Solna Rasunda	Germany – Norway 0:2 (0:2)	17,158	18.00
13.11.1991	China PR	Guangzhou Tianhe Stadium	Norway – USA 1:2 (1:1)	63,000	19.45

Participating countries by size (million km²)

Largest	(million km ²)	Smallest	(million km ²)
1. Canada	9.985	1. Equatorial Guinea	0.028
2. USA	9.827	2. Korea DPR	0.121
3. Brazil	8.515	3. England	0.130
4. Australia	7.741	4. New Zealand	0.268
5. Mexico	1.964	5. Norway	0.324

Participating countries by population (millions)

Largest	(millions)	Smallest	(millions)
1. USA	310,233	1. Equatorial Guinea	0,651
2. Brazil	201,103	2. New Zealand	4,252
3. Nigeria	152,217	3. Norway	4,676
4. Japan	126,804	4. Sweden	9.060
5. Mexico	112,469	5. Australia	21,516



Stadiums

Year/host country

2011 Germany Frankfurt (final)

Berlin
Moenchengladbach
Sinsheim
Wolfsburg
Augsburg
Bochum
Dresden
Leverkusen

2007 China PR Shanghai (final)

Wuhan
Chengdu
Hangzhou
Tianjin

2003 USA Carson (final)

Philadelphia
Foxboro
Washington DC
Columbus
Portland

1999 USA Los Angeles (final)

Foxboro
Chicago
New York/New Jersey
Portland
Palo Alto
San Jose
Washington DC

1995 Sweden Solna (final)

Gaevle
Helsingborg
Karlstad
Vaesteras

1991 China PR Guangzhou (final)

Foshan
Guangzhou
Jiangmen
Panyu
Zhongshan

cities/stadiums

9 /9

FIFA Women's World Cup Stadium

Olympiastadion
Stadion im Borussia-Park
Rhein-Neckar-Arena
Arena im Allerpark Wolfsburg
FIFA Women's World Cup Stadium
FIFA Women's World Cup Stadium
Rudolf-Harbig-Stadion
FIFA Women's World Cup Stadium

5/5

Shanghai Hongkou Football Stadium

Wuhan Sports Center Stadium
Chengdu Sports Center Stadium
Hangzhou Dragon Stadium
Tianjin Olympic Center Stadium

6/6

Home Depot Center

Lincoln Financial Field
Gillette Stadium
RFK Memorial Stadium
Columbus Crew Stadium
PGE Park (prior: Civic Stadium)

8/8

Rose Bowl

Foxboro Stadium
Soldier Field
Giants Stadium
Civic Stadium
Stanford Stadium
Spartan Stadium
Jack Kent Cook Stadium

5/5

Rasunda

Stroemvallen
Olympia Stadium
Tingvalla
Arosvallen

5/6

Tianhe Stadium

New Plaza Stadium
Guangdong Provincial Stadium
Jiangmen Stadium
Ying Dong Stadium
Zhongshan Stadium

Superlatives: Players

Most competitions

5	Kristine LILLY, USA Bente NORDBY, NOR	1991-2007 1991-2007 (<i>did not play in 1991</i>)
4	18 players with 4 competitions	

Most appearances in final competitions

30	Kristine LILLY, USA	1991-2007
24	Julie FOU DY, USA	1991-2003
23	Joy FAWCETT, USA Mia HAMM, USA	1991-2003 1991-2003
22	Bente NORDBY, NOR Birgit PRINZ, GER Bettina WIEGMANN, GER Hege RIISE, NOR	1995-2007 1995-2007 1991-2003 1991-2003

Youngest/oldest players

16y 34d	Ifeanyi CHIEJINE, NGA	1999
39y 169d	MEG, BRA	1995

Youngest/oldest players in finals

17y 336d	Birgit PRINZ, GER	1995
17y 350d	Sandra SMISEK, GER	1995
33y 273d	Kristin BENG TSSON, SWE	2003
33y 159d	Michelle AKERS, USA	1999

Fastest goals (in seconds)

''30	Lena VIDEKULL, Sweden v. Japan	1991
''37	Melissa TANCREDI, Canada v. Australia	2007
''54	Lori CHALUPNY, USA v. Nigeria	2007

Superlatives: Players - continued

Most goals in a tournament

10	Michelle AKERS, USA	1991
7	Heidi MOHR, GER	1991
	SISSI, BRA	1999
	SUN Wen, CHN	1999
	Birgit PRINZ, GER	2003
	MARTA, BRA	2007

Most goals in a match

5	Michelle AKERS, USA v. Chinese Taipei	1991
---	---------------------------------------	------

Most goals in total

14	(0.6)	Birgit PRINZ, GER	1995-2007
12	(0.9)	Michelle AKERS, USA	1991-1999
11	(0.6)	SUN Wen, CHN	1991-2003
	(0.5)	Bettina WIEGMANN, GER	1991-2003
10	(0.9)	Ann Kristin AARONES, NOR	1995-1999
	(0.8)	Heidi MOHR, GER	1991-1995
	(1.0)	MARTA, BRA	2003-2007

In brackets average goals per match

Youngest/oldest goalscorer

16y 96d	Elena DANILOVA, Russia v. Australia	2003
35y 261d	Charmaine HOOPER, Canada v. China PR	2003

Fastest substitutions (minutes)

6'	LIU Hsiu Mei, Chinese Taipei v. Nigeria	1991
	Hanna LJUNGBERG, Sweden v. Ghana	1999
9'	Marlene KRISTENSEN, Denmark v. Korea DPR	1999

Fastest cautions (minutes)

1'	RI Hyang Ok, Korea DPR v. Nigeria	1999
2'	Anouschka BERNHARD, Germany v. Norway	1995
	FORMIGA, Brazil v. Korea Republic	2003
3'	WANG Liping, China PR v. USA	1995

Fastest expulsions (minutes)

2'	Alicia FERGUSON, Australia v. China PR	1999
6'	LIN Hui Fang, Chinese Taipei v. Nigeria	1991

Superlatives: Teams

Most participations

5 Brazil, China PR, Germany, Japan, Nigeria, Norway, Sweden, USA

Most goals 1991-2007

85 USA
84 Germany
75 Norway
48 China PR
46 Brazil
44 Sweden

Most goals in one competition

25	Germany	2003
	USA	1991
23	Norway	1995
21	Germany	2007
19	China PR	1999

Biggest wins

11:0	Germany – Argentina	2007
0:8	Japan – Sweden	1991
8:0	Norway – Nigeria	1995
7:0	USA – Chinese Taipei	1991
7:0	Norway – Canada	1995
7:0	China PR – Ghana	1999

Highest scores

11	Germany – Argentina 11:0	2007
9	Norway – Ghana 7:2	2007

Consecutive wins

10	Norway	1995-1999
7	Germany	2003-2007
6	USA	1991
5	China PR	1999
	Brazil	2007



Superlatives: Teams - continued

Consecutive matches scoring goals

15	Norway	1991-1999
14	Sweden	1995-2007
12	Germany	1999-2007
	Canada	1999-2007
	Australia	1999-2007
10	USA	1991-1995

Consecutive matches without conceding a goal

6	Germany	2007
4	China PR	1999-2003

Teams eliminated without losing a match

China PR	6 matches (PSO loss in final)	1999
----------	-------------------------------	------

Teams involved in penalty shoot-outs

China PR	1995 / 1999
Brazil	1999
Norway	1999
Sweden	1995
USA	1999

Youngest/oldest teams

18y/08m	Nigeria	1991
28y/00m	USA	2003

Highest attendance: 90,185

10.07.1999, USA – China PR
Rose Bowl, LOS ANGELES (USA)

Lowest attendance: 250

08.06.1995, Nigeria – Canada
Olympia Stadium, HELSINGBORG (SWE)

All-time Ranking

Rank	Team	MP	W	D	L	GF	GA	Points	Participations	Confederation
1	USA	30	24	3	3	85	25	75	5	CONCACAF
2	Germany	28	20	3	5	84	27	63	5	UEFA
3	Norway	28	19	2	7	75	36	59	5	UEFA
4	China PR	24	13	5	6	48	25	44	5	AFC
5	Sweden	23	13	2	8	44	28	41	5	UEFA
6	Brazil	22	12	3	7	46	32	39	5	CONMEBOL
7	Canada	15	4	3	8	25	39	15	4	CONCACAF
8	Russia	8	4	0	4	16	14	12	2	UEFA
9	England	8	3	2	3	14	15	11	2	UEFA
10	Japan	16	3	2	11	13	40	11	5	AFC
11	Italy	7	3	1	3	11	8	10	2	UEFA
12	Korea DPR	10	3	1	6	12	17	10	3	AFC
13	Denmark	14	3	1	10	19	26	10	4	UEFA
14	Nigeria	16	2	2	12	14	48	8	5	CAF
15	Australia	13	1	4	8	18	32	7	4	AFC/OFC
16	France	3	1	1	1	2	3	4	1	UEFA
17	Ghana	9	1	1	7	6	30	4	3	CAF
18	Chinese Taipei	4	1	0	3	2	15	3	1	AFC
19	Korea Republic	3	0	0	3	1	11	0	1	AFC
20	Mexico	3	0	0	3	1	15	0	1	CONCACAF
21	New Zealand	6	0	0	6	1	20	0	2	OFC
22	Argentina	6	0	0	6	2	33	0	2	CONMEBOL

Overall matches played: 148

Overall goals scored: 539

Average goals per match: 3.64

Ranking by tournament

Year	Host	1	2	3	4	5	6	7	8	9	10	11	12	13	14	15	16
2007	China PR	GER	BRA	USA	NOR	CHN	AUS	ENG	PRK	CAN	JPN/SWE	DEN	NGA	NZL	GHA	ARG	
2003	USA	GER	SWE	USA	CAN	BRA	CHN	NOR	RUS	FRA	JPN	PRK	GHA	AUS	KOR	NGA	ARG
1999	USA	USA	CHN	BRA	NOR	RUS	SWE	NGA	GER	ITA	PRK	AUS	CAN	GHA	JPN	DEN	MEX
1995	Sweden	NOR	GER	USA	CHN	SWE	DEN	ENG	JPN	BRA	CAN	NGA	AUS	-	-	-	-
1991	China PR	USA	NOR	SWE	GER	CHN	ITA	DEN	TPE	BRA	NGA	NZL	JPN	-	-	-	-

Milestone goals

#	Goalscorer	Match	Result	Date	Venue
1	MA Li (CHN)	CHN – NOR	4:0	16.11.1991	Guangzhou (CHN)
50	Wendy GEBAUER (USA)	JPN – USA	0:3	21.11.1991	Foshan (CHN)
100	Silvia NEID (GER)	GER – JPN	1:0	05.06.1995	Karlstad (SWE)
150	Birgit PRINZ (GER)	BRA – GER	1:6	09.06.1995	Karlstad (SWE)
200	Julie FOU DY (USA)	USA – DEN	3:0	19.06.1999	New York/NJ (USA)
250	SISSI (BRA)	BRA – ITA	2:0	24.06.1999	Chicago (USA)
300	Marianne PETTERSEN (NOR)	NOR – SWE	3:1	30.06.1999	San Jose (USA)
350	ROSANA (BRA)	NOR – BRA	4:1	24.09.2003	Washington DC (USA)
400	Alberta SACK EY (GHA)	GHA – AUS	2:1	28.09.2003	Portland (USA)
450	DANIELA (BRA)	NZL – BRA	0:5	12.09.2007	Wuhan (CHN)
500	Ragnhild GULBRAN DSEN	NOR – GHA	7:2	20.09.2007	Hangzhou (CHN)

After extra time/Penalty shoot-outs

The *Golden Goal rule was introduced in 1993 and abolished in July 2004. Since then, if a match is tied, extra-time, consisting of two periods of 15 minutes each, is played. If the match is still tied after this period it is followed by a decisive penalty shoot-out.

Date	Match	90 min	AET	Goalscorer	PSO	Phase
24.11.1991	DEN – GER	1:1	1:2	Mohr (GER), 98'	-	Quarter-finals
24.11.1991	NOR – ITA	2:2	3:2	Svensson (NOR), 96'	-	Quarter-finals
13.06.1995	SWE – CHN	1:1	1:1	-	3:4	Quarter-finals
01.07.1999	BRA – NGA	3:3	4:3	Sissi (BRA), 104'*	-	Quarter-finals
10.07.1999	BRA – NOR	0:0	0:0	-	5:4	Match for 3 rd place
10.07.1999	USA – CHN	0:0	0:0	-	5:4	Final
12.10.2003	GER – SWE	1:1	2:1	Kuenzer (GER) 98'*	-	Final

Hat-tricks

Date	Result	Match	Player	Goals	Competition
17.11.1991	0:5	TPE – ITA	Carolina MORACE (ITA)	3	China PR 1991
24.11.1991	7:0	USA – TPE	Michelle AKERS (USA)	5	China PR 1991
27.11.1991	2:5	GER – USA	Carin JENNINGS (USA)	3	China PR 1991
06.06.1995	8:0	NOR – NGA	Kristin SANDBERG (NOR)	3	Sweden 1995
10.06.1995	7:0	NOR – CAN	Ann Kristin AARONES (NOR)	3	Sweden 1995
19.06.1999	7:1	BRA – MEX	PRETINHA (BRA)	3	USA 1999
19.06.1999	7:1	BRA – MEX	SISSI (BRA)	3	USA 1999
23.06.1999	7:0	CHN – GHA	SUN Wen (CHN)	3	USA 1999
24.06.1999	6:0	GER – MEX	Inka GRINGS (GER)	3	USA 1999
20.09.2003	6:0	JPN – ARG	Mio OTANI (JPN)	3	USA 2003
10.09.2007	11:0	GER – ARG	Sandra SMISEK (GER)	3	China 2007
10.09.2007	11:0	GER – ARG	Birgit PRINZ (GER)	3	China 2007
20.09.2007	7:2	NOR – GHA	Ragnhild GULBRAN DSEN (NOR)	3	China 2007

Preliminary competition

25 Key Figures

1. Number of matches	355
2. Number of teams	122
3. Fewest matches needed to qualify	5 matches: Australia, Canada, Japan, Korea DPR, Mexico, New Zealand
4. Most matches needed to qualify	12 matches: France
5. Teams unbeaten in the preliminary competition	Brazil, Canada, England, France, New Zealand, Nigeria, Norway, Sweden
6. Oldest team to qualify (yy/mm)	USA - 27y/03m
7. Youngest team to qualify (yy/mm)	Korea DPR - 20y/07m
8. 2011 finalists that have qualified for all six Women's World Cups since 1991	Brazil, Germany, Japan, Nigeria, Norway, Sweden, USA
9. Newcomers in 2011	Colombia, Equatorial Guinea
10. Number of goals	1437
11. Goal average per match	4.05
12. Most goals scored°	France - 53
13. Fewest goals scored°	Australia - 7
14. Highest-scoring game & highest win	Sweden v. Azerbaijan, 17:0 - 23.06.2010
15. Number of players in total	326
16. Fewest players used°	Korea DPR - 17
17. Most players used°	England - 28
18. Top goalscorer°	Perpetua NKWOCHA, NGA - 13
19. Team with most goalscorers°	New Zealand - 14
20. Team with fewest goalscorers°	Mexico - 5
21. Oldest player in preliminary competition°	Kristine LILLY, USA - 39y/03m
22. Youngest player in preliminary competition°	Jade BOHO, EQG - 15y/04m
23. Oldest goalscorer in preliminary competition°	Sandrine SOUBEYRAND, FRA - 36/01m
24. Youngest goalscorer in preliminary competition°	Jade BOHO, EQG - 15y/04m
25. Coaches who have qualified or participated in previous final competitions	Australia – Tom SERMANNI (1995, 2007 AUS) Korea DPR – KIM Kwang Min (2007 PRK) Mexico – Leonardo CUELLAR (1999 MEX) New Zealand – John HERDMAN (2007 NZL) England – Hope POWELL (2007 ENG) Sweden – Thomas DENNERBY (2007 SWE)

° qualified teams only

Teams, goals, averages by Confederation

	Teams	Matches #	Goals #	Goals Ø
AFC	16	35	146	4.17
CAF	21	41	139	3.39
CONCACAF	26	51	212	4.16
CONMEBOL	10	26	93	3.58
OFC	8	16	78	4.88
UEFA	41	184	768	4.17
TOTAL	122	355	1436	4.05

Preliminary Competition Results

Overview Preliminary Competitions

Confederation	Representatives	Qualification (without pre-preliminaries)
AFC (3)	Australia Japan Korea DPR	The first qualification round took place from 25 April to 3 May 2009 in Kuala Lumpur with Jordan, Uzbekistan, Kyrgyzstan proceeding to a second round which took place 4 to 14 July 2009. The three teams were joined by Chinese Taipei, Myanmar, Thailand, Iran, Vietnam and Hong Kong in three groups and the group winners (Thailand, Myanmar, Vietnam) advanced to the final round, which ran from 19 to 30 May 2010. The final round also featured Korea DPR, China PR, Japan, Australia and Korea Republic. Australia became the first team in the world to qualify, aside from the host nation, with a 1-0 win against Japan in the semi-final. Korea DPR joined them with a 1-0 win against China PR in the other semi-final. Japan claimed the third and final position by defeating China PR in the third-place play-off. Australia were crowned Asian champions by defeating Korea DPR 5-4 on penalties after a 1-1 draw in the final.
CAF (2)	Equatorial Guinea Nigeria	Equatorial Guinea and Nigeria qualified for Germany 2011 after reaching the final of the CAF African Women's Championships which were held in South Africa between 29 October and 14 November.
CONCACAF (3)	Mexico Canada USA	The CONCACAF qualifying event took place between 28 October and 8 November in Cancun and Playa del Carmen, Mexico. The hosts and Canada qualified directly by reaching the final. The USA finished third in CONCACAF qualifying behind Canada and Mexico, which forced them into the UEFA/CONCACAF play-off. There they beat Italy 2-0 on aggregate. The USA was the final team to earn a place at the tournament.
CONMEBOL (2)	Brazil Colombia	The South American Women's Championship took place between 4-21 November in Ecuador. Brazil and Colombia both earned a ticket to Germany 2011.
OFC (1)	New Zealand	The OFC Women's Nations Cup 2010 was held in Auckland, New Zealand, between 29 September and 8 October. Eight teams participated: New Zealand, Vanuatu, Cook Islands, Tahiti, Papua New Guinea, Fiji, Solomon Islands and Tonga. New Zealand was the winner qualifying for the FIFA Women's World Cup 2011 in Germany.
UEFA (4)	England France Norway Sweden	41 teams competed in eight groups from 19-20 September 2009 through to 25 August 2010. The eight group winners progressed to the play-offs on 11-12 and 15-16 September 2010, producing four qualifiers for the finals - namely France, Norway, England and Sweden. Italy were beaten by the USA in the play-off for the final berth in Germany.
Host (1)	Germany	As the host country, Germany qualifies automatically.

AFC teams – list of preliminary matches (*Qualifying Tournament in China PR, 19.-30.5.2010*)

Australia - 5 matches ; 3 wins; 1 draw; 1 loss; 7 goals scored; 3 goals conceded			
<i>Match Date</i>	<i>Venue City</i>	<i>Teams</i>	<i>Result</i>
19.05.2010	CHENGDU (CHN)	Australia – Vietnam	2:0
21.05.2010	CHENGDU (CHN)	Korea Republic – Australia	1:3
23.05.2010	CHENGDU (CHN)	China PR – Australia	1:0
27.05.2010	CHENGDU (CHN)	Japan – Australia	0:1 (semi-final)
30.05.2010	CHENGDU (CHN)	Australia – Korea DPR	1:1 AET (1:1) PSO 5:4 (final)
Korea DPR - 5 matches, 3 wins, 1 draw, 1 loss, 8 goals scored, 3 goals conceded			
20.05.2010	CHENGDU (CHN)	Korea DPR – Thailand	3:0
22.05.2010	CHENGDU (CHN)	Myanmar – Korea DPR	0:2
24.05.2010	CHENGDU (CHN)	Korea DPR – Japan	1:2
27.05.2010	CHENGDU (CHN)	China PR – Korea DPR	0:1 AET (semi-final)
30.05.2010	CHENGDU (CHN)	Australia – Korea DPR	1:1 AET (1:1) PSO 5:4 (final)
Japan - 5 matches; 4 wins; 0 draws; 1 loss; 16 goals scored; 2 goals conceded			
20.05.2010	CHENGDU (CHN)	Japan – Myanmar	8:0
22.05.2010	CHENGDU (CHN)	Thailand – Japan	0:4
24.05.2010	CHENGDU (CHN)	Korea DPR – Japan	1:2
27.05.2010	CHENGDU (CHN)	Japan – Australia	0:1 (semi-final)
30.05.2010	CHENGDU (CHN)	Japan – China PR	2:0 (match for 3 rd place)

CAF teams - list of preliminary matches (*Qualifying Tournament in South Africa 29.10.2010-14.11.2010*)

Equatorial Guinea - 6 matches; 4 wins; 1 draw; 1 loss; 16 goals scored; 9 goals conceded			
<i>Match Date</i>	<i>Venue City</i>	<i>Teams</i>	<i>Result</i>
23.05.2010	WINDHOEK (NAM)	Namibia – Equatorial Guinea	1:5
02.11.2010	DAVEYTON (RSA)	Equatorial Guinea – Cameroon	2:2
05.11.2010	DAVEYTON (RSA)	Equatorial Guinea – Algeria	1:0
08.11.2010	DAVEYTON (RSA)	Ghana – Equatorial Guinea	1:3
11.11.2010	DAVEYTON (RSA)	South Africa – Equatorial Guinea	1:3 AET (semi-final)
14.11.2010	DAVEYTON (RSA)	Nigeria – Equatorial Guinea	4:2 (final)
Nigeria - 7 matches; 7 wins; 0 draws; 0 losses; 24 goals scored; 6 goals conceded			
23.05.2010	ABIDJAN (CIV)	Côte d'Ivoire – Nigeria	1:2
05.06.2010	ABUJA (NGA)	Nigeria – Côte d'Ivoire	3:1
01.11.2010	DAVEYTON (RSA)	Nigeria – Mali	5:0
04.11.2010	DAVEYTON (RSA)	South Africa – Nigeria	1:2
07.11.2010	JOHANNESBURG (RSA)	Tanzania – Nigeria	0:3
11.11.2010	DAVEYTON (RSA)	Nigeria – Cameroon	5:1 (semi-final)
14.11.2010	DAVEYTON (RSA)	Nigeria – Equatorial Guinea	4:2 (final)

UEFA teams - list of preliminary matches and play-offs (2009/2010)

England - 10 matches; 9 wins; 1 draw; 0 losses; 35 goals scored; 4 goals conceded			
<i>Match Date</i>	<i>City (Country)</i>	<i>Teams</i>	<i>Result</i>
25.10.2009	BLACKPOOL (ENG)	England – Malta	8:0
26.11.2009	IZMIR (TUR)	Turkey – England	0:3
25.03.2010	LONDON (ENG)	England – Austria	3:0
01.04.2010	LONDON (ENG)	England – Spain	1:0
20.05.2010	TA'QALI (MLT)	Malta – England	0:6
19.06.2010	ARANDA DE DUERO (ESP)	Spain – England	2:2
29.07.2010	WALSALL (ENG)	England – Turkey	3:0
21.08.2010	KREMS (AUT)	Austria – England	0:4
12.09.2010	SHREWSBURY (ENG)	England – Switzerland	2:0 (play-off)
16.09.2010	WOHLEN (SUI)	Switzerland – England	2:3 (play-off)
France - 12 matches; 11 wins; 1 draw; 0 losses; 53 goals scored; 2 goals conceded			
23.09.2009	ZAPRESIC (CRO)	Croatia – France	0:7
24.10.2009	LYON (FRA)	France – Iceland	2:0
28.10.2009	LE HAVRE (FRA)	France – Estonia	12:0
21.11.2009	INDJIJA (SRB)	Serbia – France	0:2
27.03.2010	BOULOGNE (FRA)	France – Northern Ireland	6:0
31.03.2010	BELFAST (NIR)	Northern Ireland – France	0:4
20.06.2010	NANCY (FRA)	France – Croatia	3:0
23.06.2010	TALLINN (EST)	Estonia – France	0:6
21.08.2010	REYKJAVIK (ISL)	Iceland – France	0:1
25.08.2010	TROYES (FRA)	France – Serbia	7:0
11.09.2010	BESANCON (FRA)	France – Italy	0:0 (play-off)
15.09.2010	GUBBIO (ITA)	Italy – France	2:3 (play-off)
Norway - 10 matches; 9 wins; 1 draw; 0 losses; 42 goals scored; 2 goals conceded			
24.10.2009	BEKKESTUA (NOR)	Norway – Netherlands	3:0
28.10.2009	SKIEN (NOR)	Norway – Slovakia	1:0
27.03.2010	HONEFOSS (NOR)	Norway – FYR Macedonia	14:0
30.03.2010	GRODNO (BLR)	Belarus – Norway	0:5
19.06.2010	ZWOLLE (NED)	Netherlands – Norway	2:2
23.06.2010	SKIEN (NOR)	Norway – Belarus	3:0
21.08.2010	SENEC (SVK)	Slovakia – Norway	0:4
25.08.2010	PRILEP (MKD)	FYR Macedonia – Norway	0:7
11.09.2010	CHERNIGOV (UKR)	Ukraine – Norway	0:1 (play-off)
15.09.2010	BEKKESTUA (NOR)	Norway – Ukraine	2:0 (play-off)
Sweden - 10 matches; 8 wins; 2 draws; 0 losses; 40 goals scored; 6 goals conceded			
23.09.2009	GOTHENBURG (SWE)	Sweden – Belgium	2:1
24.10.2009	BAKU (AZE)	Azerbaijan – Sweden	0:3
28.10.2009	LEUVEN (BEL)	Belgium – Sweden	1:4
31.03.2010	BROUGHTON (WAL)	Wales – Sweden	0:4
19.06.2010	GOTHENBURG (SWE)	Sweden – Czech Republic	0:0
23.06.2010	GOTHENBURG (SWE)	Sweden – Azerbaijan	17:0
21.08.2010	PRAGUE (CZE)	Czech Republic – Sweden	0:1
25.08.2010	VAXJO (SWE)	Sweden – Wales	5:1
11.09.2010	GOTHENBURG (SWE)	Sweden – Denmark	2:1 (play-off)
16.09.2010	VEJLE (DEN)	Denmark – Sweden	2:2 AET (2:1) (play-off)

CONCACAF teams - list of preliminary matches (03.03.-27.11.2010)

Canada - 5 matches – 5 wins, 0 draws, 0 losses – 17 goals scored, 0 goals conceded			
<i>Match Date</i>	<i>Venue City</i>	<i>Teams</i>	<i>Result</i>
29.10.2010	CANCUN (MEX)	Trinidad and Tobago – Canada	0:1
31.10.2010	CANCUN (MEX)	Canada – Guyana	8:0
02.11.2010	CANCUN (MEX)	Mexico – Canada	0:3
05.11.2010	CANCUN (MEX)	Canada – Costa Rica	4:0 (semi-final)
08.11.2010	CANCUN (MEX)	Mexico – Canada	0:1 (final)
Mexico - 5 matches – 3 wins, 0 draws, 2 losses – 11 goals scored, 7 goals conceded			
29.10.2010	CANCUN (MEX)	Mexico – Guyana	7:2
31.10.2010	CANCUN (MEX)	Mexico – Trinidad and Tobago	2:0
02.11.2010	CANCUN (MEX)	Mexico – Canada	0:3
05.11.2010	CANCUN (MEX)	USA – Mexico	1:2 (semi-final)
08.11.2010	CANCUN (MEX)	Mexico – Canada	0:1 (final)
USA - 7 matches – 6 wins, 0 draws, 1 loss – 24 goals scored, 2 goals conceded			
28.10.2010	CANCUN (MEX)	USA – Haiti	5:0
30.10.2010	CANCUN (MEX)	USA – Guatemala	9:0
01.11.2010	CANCUN (MEX)	USA – Costa Rica	4:0
05.11.2010	CANCUN (MEX)	USA – Mexico	1:2 (semi-final)
08.11.2010	CANCUN (MEX)	Costa Rica – USA	0:3 (match for third place)
20.11.2010	PADOVA (ITA)	Italy – USA	0:1 (play-off UEFA/CONCACAF)
27.11.2010	BRIDGEVIEW (USA)	USA – Italy	1:0 (play-off UEFA/CONCACAF)

CONMEBOL teams - list of preliminary matches (Qualifying tournament in Ecuador 04.-21.11.2010)

Brazil - 7 matches; 7 wins; 0 draws; 0 losses; 25 goals scored; 2 goals conceded			
<i>Match Date</i>	<i>Venue City</i>	<i>Teams</i>	<i>Result</i>
05.11.2010	LOJA (ECU)	Brazil - Venezuela	4:0
07.11.2010	LOJA (ECU)	Uruguay - Brazil	0:4
11.11.2010	CUENCA (ECU)	Colombia - Brazil	1:2
13.11.2010	CUENCA (ECU)	Brazil - Paraguay	3:0
17.11.2010	LATACUNGA (ECU)	Brazil - Argentina	4:0 (final group)
19.11.2010	LATACUNGA (ECU)	Brazil - Colombia	5:0 (final group)
21.11.2010	QUITO (ECU)	Chile - Brazil	1:3 (final group)
Colombia - 7 matches; 4 wins; 1 draws; 2 losses; 19 goals scored; 8 goals conceded			
05.11.2010	LOJA (ECU)	Paraguay - Colombia	0:3
09.11.2010	AZOGUES (ECU)	Colombia - Venezuela	5:0
11.11.2010	CUENCA (ECU)	Colombia - Brazil	1:2
13.11.2010	CUENCA (ECU)	Uruguay - Colombia	0:8
17.11.2010	LATACUNGA (ECU)	Chile - Colombia	1:1 (final group)
19.11.2010	LATACUNGA (ECU)	Brazil - Colombia	5:0 (final group)
21.11.2010	QUITO (ECU)	Colombia - Argentina	1:0 (final group)



OFC teams - list of preliminary matches *(Qualifying Tournament in New Zealand 29.09.-08.10.2010)*

New Zealand - 5 matches; 5 wins; 0 draws; 0 losses; 50 goals scored; 0 goals conceded

Match Date	Venue City	Teams	Result
29.09.2010	AUCKLAND (NZL)	New Zealand – Vanuatu	14:0
01.10.2010	AUCKLAND (NZL)	New Zealand – Cook Islands	10:0
03.10.2010	AUCKLAND (NZL)	New Zealand – Tahiti	7:0
06.10.2010	AUCKLAND (NZL)	New Zealand – Solomon Islands	8:0 (semi-final)
08.10.2010	AUCKLAND (NZL)	New Zealand – Papua New Guinea	11:0 (final)

GERMANY (host) *(recent matches)*

Germany			
Date	City (Country)	Team A	Result
25.02.2009	BIELEFELD (GER)	Germany – China PR	1:1
04.03.2009	ALBUFEIRA (POR)	Germany – Finland	2:0
06.03.2009	ALBUFEIRA (POR)	Germany – China PR	3:0
09.03.2009	FARO (POR)	Sweden – Germany	3:2
11.03.2009	FARO (POR)	Denmark – Germany	1:0
22.04.2009	FRANKFURT/MAIN (GER)	Germany – Brazil	1:1
25.07.2009	SINSHEIM (GER)	Germany – Netherlands	6:0
29.07.2009	MANNHEIM (GER)	Germany – Japan	0:0
06.08.2009	BOCHUM (GER)	Germany – Russia	3:1
24.08.2009	TAMPERE (FIN)	Germany – Norway	4:0
27.08.2009	TAMPERE (FIN)	France – Germany	1:5
30.08.2009	TAMPERE (FIN)	Germany – Iceland	1:0
04.09.2009	LAHTI (FIN)	Germany – Iceland	2:1
07.09.2009	HELSINKI (FIN)	Germany – Norway	3:1
10.09.2009	HELSINKI (FIN)	England – Germany	2:6
29.10.2009	AUGSBURG (GER)	Germany – USA	0:1
17.02.2010	DUISBURG (GER)	Germany – Korea DPR	3:0
24.02.2010	PARCHAL (POR)	Germany – Denmark	4:0
26.02.2010	PARCHAL (POR)	Germany – Finland	7:0
01.03.2010	FARO (POR)	Germany – China PR	5:0
03.03.2010	FARO (POR)	Germany – USA	2:3
22.05.2010	CLEVELAND (USA)	USA – Germany	4:0
15.09.2010	DRESDEN (GER)	Germany – Canada	5:0
28.10.2010	WOLFSBURG (GER)	Germany – Australia	2:1
25.11.2010	LEVERKUSEN (GER)	Germany – Nigeria	8:0

For a full list of qualifiers see <http://www.fifa.com/womensworldcup/qualifiers/index.html>



History of the Preliminary Competition

Recap FIFA Women's World Cup™ Preliminary Competition 2011

Year	Team entries	Drop-outs	Teams played	Matches	Goals	Ø
2011	123	1	122	355	1437	4.05

AFC (16): **Australia**, China PR, Chinese Taipei, Hong Kong, Iran, **Japan**, Jordan, **Korea DPR**, Korea Republic, Kyrgyzstan, Maldives, Myanmar, Palestine, Thailand, Uzbekistan, Vietnam

CAF (21): Algeria, Angola, Botswana, Cameroon, Congo DR, Côte d'Ivoire, **Equatorial Guinea**, Eritrea, Ethiopia, Gabon, Ghana, Guinea, Mali, Morocco, Namibia*, **Nigeria**, Senegal, Sierra Leone, South Africa, Tanzania, Tunisia

CONCACAF (26): Anguilla, Antigua and Barbuda, Barbados, Belize, **Canada**, Costa Rica, Cuba, Dominica, Dominican Republic, El Salvador, Grenada, Guatemala, Guyana, Haiti, Honduras, **Mexico**, Nicaragua, Puerto Rico, St. Kitts and Nevis, St. Lucia, St. Vincent / Grenadines, Suriname, Trinidad and Tobago, Turks and Caicos Islands, US Virgin Islands, **USA**

CONMEBOL (10): Argentina, Bolivia, **Brazil**, Chile, **Colombia**, Ecuador, Paraguay, Peru, Uruguay, Venezuela

OFC (8): Cook Islands, Fiji, **New Zealand**, Papua New Guinea, Solomon Islands, Tahiti, Tonga, Vanuatu

UEFA (41+1 host): Armenia, Austria, Azerbaijan, Belarus, Belgium, Bosnia-Herzegovina, Bulgaria, Croatia, Czech Republic, Denmark, **England**, Estonia, Finland, **France**, FYR Macedonia, Georgia, **Germany**, Greece, Hungary, Iceland, Israel, Italy, Kazakhstan, Malta, Netherlands, Northern Ireland, **Norway**, Poland, Portugal, Republic of Ireland, Romania, Russia, Scotland, Serbia, Slovakia, Slovenia, Spain, **Sweden**, Switzerland, Turkey, Ukraine, Wales

**withdrew*

Recap FIFA Women's World Cup™ Preliminary Competition 2007

Year	Team entries	Drop-outs	Teams played	Matches	Goals	Ø
2007	119	-	119	295	1148	3.89

AFC (16+1 host): **Australia**, **China PR**, Chinese Taipei, Guam, Hong Kong, India, Indonesia, **Japan**, **Korea DPR**, Korea Republic, Maldives, Myanmar, Philippines, Singapore, Thailand, Uzbekistan, Vietnam

CAF (26): Algeria, Angola, Benin, Cameroon, Central African Republic, Congo, Congo DR, Côte d'Ivoire, Djibouti, Egypt, Equatorial, Guinea, **Ghana**, Guinea, Kenya, Malawi, Mali, Morocco, Mozambique, Namibia, **Nigeria**, Sao Tome e Principe, Senegal, South Africa, Tanzania, Togo, Zambia

CONCACAF (25): Antigua and Barbuda, Aruba, Bermuda, British Virgin Islands, **Canada**, Costa Rica, Dominica, Dominican Republic, El Salvador, Grenada, Guatemala, Haiti, Jamaica, Mexico, Netherlands Antilles, Nicaragua, Panama, St. Kitts and Nevis, St. Lucia, St. Vincent / Grenadines, Suriname, Trinidad and Tobago, Turks and Caicos Islands, US Virgin Islands, **USA**

CONMEBOL (10): **Argentina**, Bolivia, **Brazil**, Chile, Colombia, Ecuador, Paraguay, Peru, Uruguay, Venezuela

OFC (4): **New Zealand**, Papua New Guinea, Solomon Islands, Tonga

UEFA (37): Austria, Belarus, Belgium, Bosnia-Herzegovina, Croatia, Czech Republic, **Denmark**, **England**, Estonia, Finland, France, **Germany**, Greece, Hungary, Iceland, Israel, Italy, Kazakhstan, Malta, Moldova, Netherlands, Northern Ireland, **Norway**, Poland, Portugal, Republic of Ireland, Romania, Russia, Scotland, Serbia and Montenegro, Slovakia, Slovenia, Spain, **Sweden**, Switzerland, Ukraine, Wales



Recap FIFA Women's World Cup™ Preliminary Competition 2003

Year	Team entries	Drop-outs	Teams played	Matches	Goals	Ø
2003	103	3	100	257	1142	4.44

AFC (14): **China PR**, Chinese Taipei, Guam, Hong Kong, India, **Japan**, **Korea DPR**, **Korea Republic**, Myanmar, Philippines, Singapore, Thailand, Uzbekistan, Vietnam

CAF (19): Angola, Botswana*, Cameroon, Congo DR, Côte d'Ivoire, Equatorial Guinea, Eritrea, Ethiopia, Gabon, **Ghana**, Guinea-Bissau*, Mali, Morocco, **Nigeria**, Sao Tome e Principe, Senegal, South Africa, *Swaziland**, Tanzania, Uganda, Zambia, Zimbabwe

CONCACAF (18): Bahamas, **Canada**, Costa Rica, Dominica, Dominican Republic, El Salvador, Guatemala, Haiti, Honduras, Jamaica, Mexico, Panama, Puerto Rico, St. Lucia, Suriname, Trinidad and Tobago, US Virgin Islands, **USA**

CONMEBOL (10): **Argentina**, Bolivia, **Brazil**, Chile, Colombia, Ecuador, Paraguay, Peru, Uruguay, Venezuela

OFC (5): **Australia**, Cook Islands, New Zealand, Papua New Guinea, Samoa

UEFA (34): Austria, Belarus, Belgium, Bosnia-Herzegovina, Croatia, Czech Republic, Denmark, England, Estonia, Finland, **France**, **Germany**, Greece, Hungary, Iceland, Israel, Italy, Moldova, Netherlands, **Norway**, Poland, Portugal, Republic of Ireland, Romania, **Russia**, Scotland, Slovakia, Spain, **Sweden**, Switzerland, Turkey, Ukraine, Wales, Yugoslavia

*withdrew

Recap FIFA Women's World Cup™ Preliminary Competition 1999

Year	Team entries	Drop-outs	Teams played	Matches	Goals	Ø
1999	84	3	81	209	1072	5.13

AFC (11): **China PR**, Chinese Taipei, Guam, Hong Kong, India, **Japan**, Kazakhstan, **Korea DPR**, Korea Republic, Philippines, Uzbekistan

CAF (12): Cameroon, Congo DR, Egypt, **Ghana**, Guinea, Kenya*, Lesotho, Morocco, Mozambique, Namibia*, **Nigeria**, Sierra Leone*, South Africa, Swaziland, Uganda

CONCACAF (8+1 host): **Canada**, Costa Rica, Guatemala, Haiti, Martinique+, **Mexico**, Puerto Rico, Trinidad and Tobago, **USA** (host)

CONMEBOL (10): Argentina, Bolivia, **Brazil**, Chile, Colombia, Ecuador, Paraguay, Peru, Uruguay, Venezuela

OFC (6): American Samoa, **Australia**, Fiji, New Zealand, Papua New Guinea, Samoa

UEFA (34): Belarus, Belgium, Bosnia-Herzegovina, Bulgaria, Czech Republic, **Denmark**, England, Estonia, Finland, France, Georgia, **Germany**, Greece, Hungary, Iceland, Israel, **Italy**, Lithuania, Netherlands, **Norway**, Poland, Portugal, Republic of Ireland, Romania, **Russia**, Scotland, Slovakia, Spain, **Sweden**, Switzerland, Turkey, Ukraine, Wales, Yugoslavia

*withdrew

+ non FIFA-member



Recap FIFA Women's World Cup™ Preliminary Competition 1995

Year	Team entries	Drop-outs	Teams played	Matches	Goals	Ø
1995	55	3	52	134	662	4.94

Asia (4): **China PR**, Chinese Taipei, **Japan**, Korea Republic

CAF (6): Angola, Cameroon*, Ghana, Guinea*, Kenya*, **Nigeria**, Sierra Leone, South Africa, Zambia

CONCACAF (5): **Canada**, Jamaica, Mexico, Trinidad and Tobago, **USA**

CONMEBOL (5): Argentina, Bolivia, **Brazil**, Chile, Ecuador

OFC (3): **Australia**, New Zealand, Papua New Guinea

UEFA (28+1 host): Belgium, Bulgaria, Croatia, Czech Republic, **Denmark**, **England**, Finland, France, **Germany**, Greece, Hungary, Iceland, Italy, Latvia, Lithuania, Netherlands, **Norway**, Poland, Portugal, Romania, Russia, Scotland, Slovakia, Slovenia, Spain, **Sweden** (host), Switzerland, Ukraine, Wales

*withdrew

Recap FIFA Women's World Cup™ Preliminary Competition 1991

Year	Team entries	Drop-outs	Teams played	Matches	Goals	Ø
1991	49	4	45	110	444	4.04

Asia (8 +1 host): **China PR (host)**, **Chinese Taipei**, Hong Kong, **Japan**, Korea DPR, Korea Republic, Malaysia, Singapore, Thailand

CAF (4): Cameroon, Congo*, Ghana, Guinea, **Nigeria**, Senegal*, Zambia*, Zimbabwe*

CONCACAF (8): Canada, Costa Rica, Haiti, Jamaica, Martinique+, Mexico, Trinidad and Tobago, **USA**

CONMEBOL (3): **Brazil**, Chile, Venezuela

OFC (3): Australia, **New Zealand**, Papua New Guinea

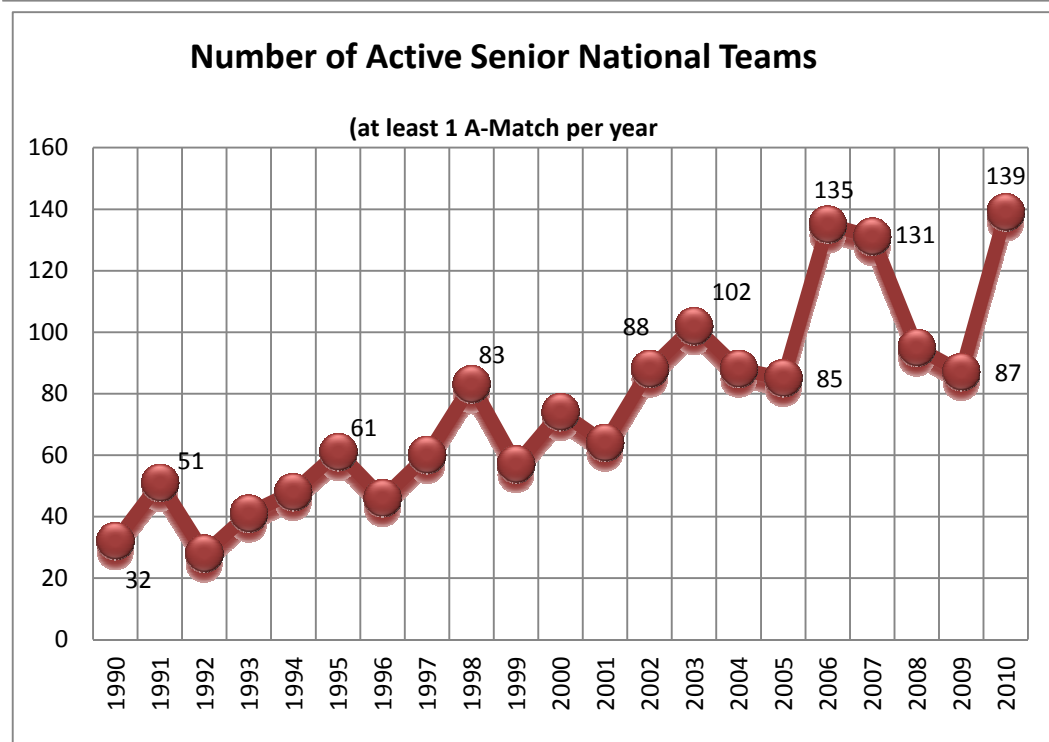
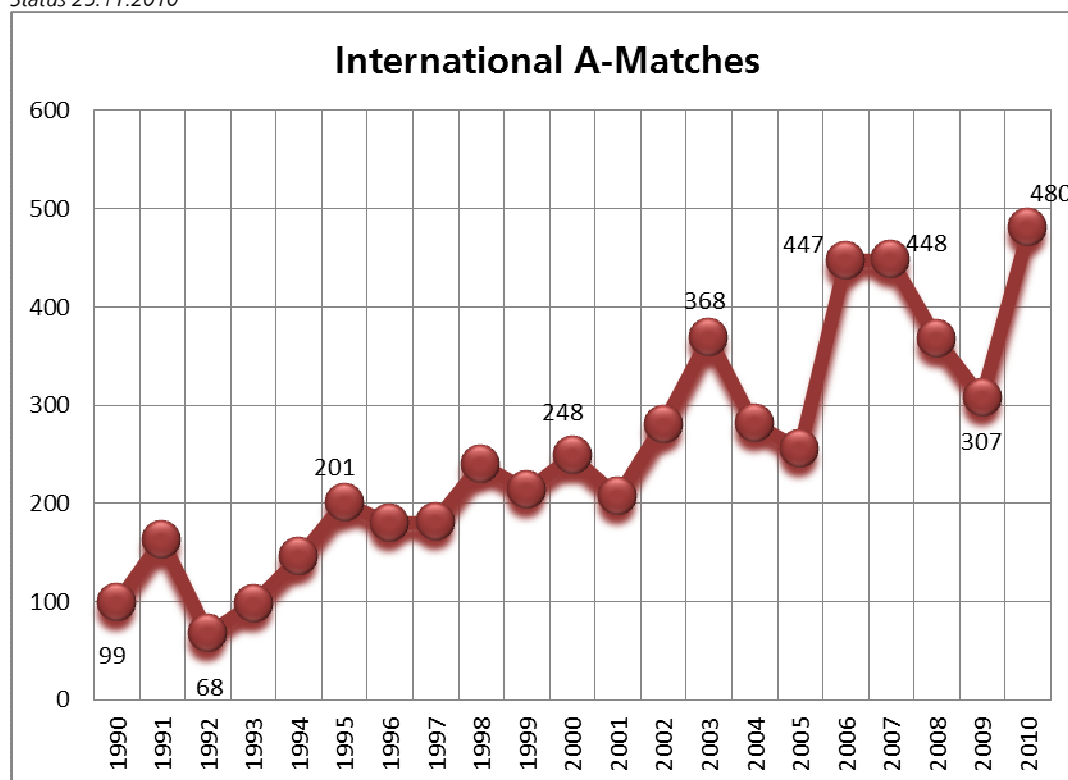
UEFA (18): Belgium, Bulgaria, Czechoslovakia, **Denmark**, England, Finland, France, **Germany**, Hungary, **Italy**, Netherlands, Northern Ireland, **Norway**, Poland, Republic of Ireland, Spain, **Sweden**, Switzerland

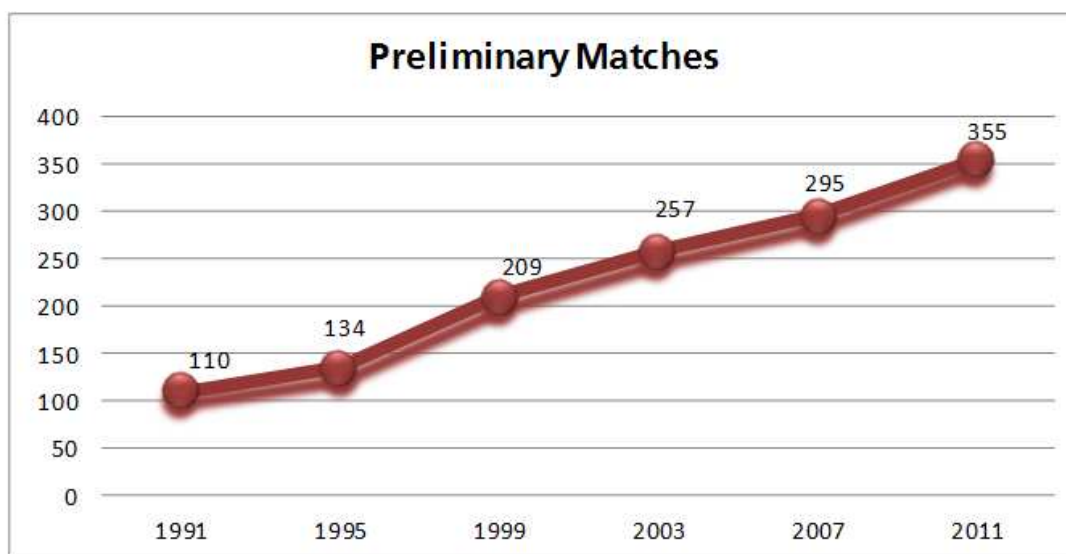
*withdrew

+ non FIFA-member

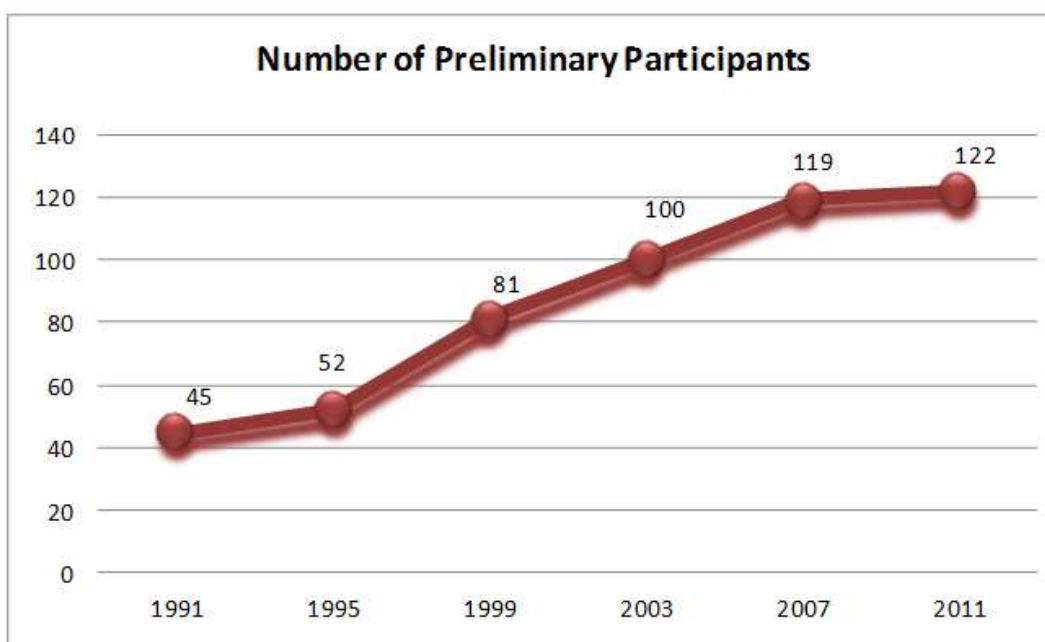
Women's football in graphics

Status 25.11.2010

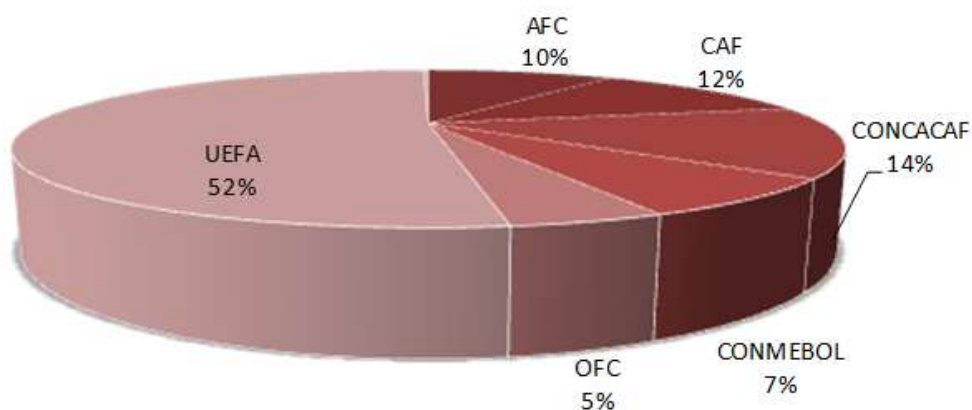




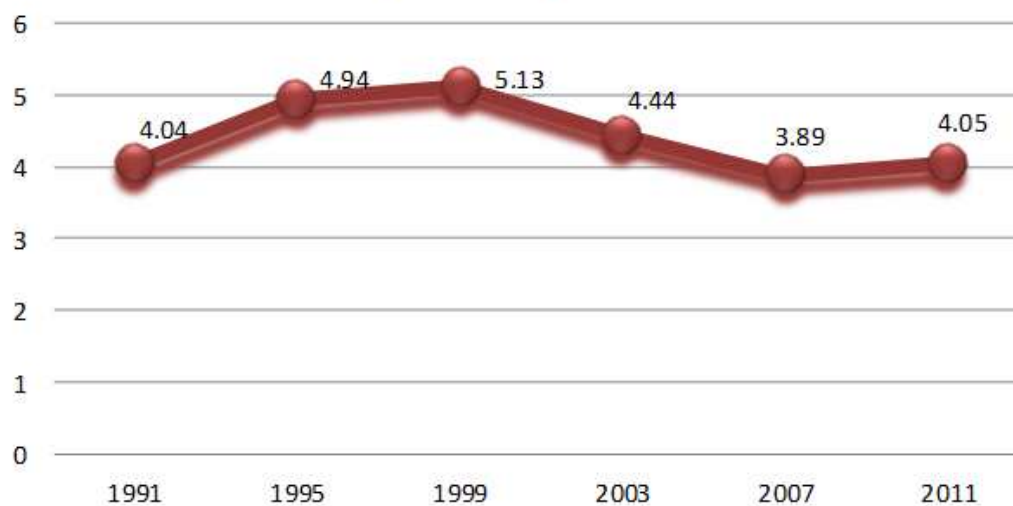
All 2011 preliminary matches (incl. UEFA/CONCACAF play-offs) are included in the graphics



Breakdown Preliminary Matches by Confederation FWWC 2011



Average Goals per Match





Official Draw FIFA Women's World Cup 2011™

Head-to-Heads by groups

Group A - Germany, France, Nigeria, Canada

31 Matches:

Canada v. France (CAN v. FRA)

6 Matches:

Date	City (Country)	Team A	Team B	Result	Status	Group
11.04.1995	POISSY (FRA)	France	Canada	1:0	FW	
06.04.2002	ANGOULEME (FRA)	France	Canada	0:2 (0:2)	FW	
27.04.2005	STRASBOURG (FRA)	France	Canada	0:2 (0:0)	FW	
26.08.2006	ROUEN (FRA)	France	Canada	0:1 (0:1)	FW	
29.08.2006	DIEPPE (FRA)	France	Canada	2:2 (1:0)	FW	
14.03.2008	BONDOUFLE (FRA)	France	Canada	0:0	FW	

	MP	W	D	L	GF	GA
Canada	6	3	2	1	7	3
France	6	1	2	3	3	7

Canada v. Germany (CAN v. GER)

9 Matches:

Date	City (Country)	Team A	Team B	Result	Status	Group
27.07.1994	MONTREAL (CAN)	Canada	Germany	1:2	FW	
14.06.2001	GOCH (GER)	Germany	Canada	3:0 (3:0)	FW	
17.06.2001	OBERHAUSEN (GER)	Germany	Canada	7:1 (2:0)	FW	
20.09.2003	COLUMBUS (USA)	Germany	Canada	4:1 (1:1)	FWWC	Group C
21.04.2005	OSNABRUECK (GER)	Germany	Canada	3:1 (1:1)	FW	
24.04.2005	HILDESHEIM (GER)	Germany	Canada	3:2 (2:1)	FW	
01.09.2005	VANCOUVER (CAN)	Canada	Germany	1:3 (0:1)	FW	
04.09.2005	EDMONTON (CAN)	Canada	Germany	3:4 (2:1)	FW	
15.09.2010	DRESDEN (GER)	Germany	Canada	5:0 (1:0)	FW	

	MP	W	D	L	GF	GA
Canada	9	0	0	9	10	34
Germany	9	9	0	0	34	10



Canada v. Nigeria (CAN v. NGA)

1 Match:

Date	City (Country)	Team A	Team B	Result	Status	Group
08.06.1995	HELSINGBORG (SWE)	Nigeria	Canada	3:3 (2:1)	FWWC	Group B

	MP	W	D	L	GF	GA
Canada	1	0	1	0	3	3
Nigeria	1	0	1	0	3	3

France v. Germany (FRA v. GER)

9 Matches:

Date	City (Country)	Team A	Team B	Result	Status	Group
16.05.1987	DILLINGEN (FRG)	Germany FR	France	2:0	FW	
28.03.1991	ANTONY (FRA)	France	Germany	0:2	FW	
02.09.1992	BAD KREUZNACH (GER)	Germany	France	7:0	FW	
12.03.1993	AYIA NAPA (CYP)	Germany	France	3:0	FW	Group A
30.05.1999	WEIL AM RHEIN (GER)	Germany	France	4:1	FW	
17.04.2003	OZOIR LA FERRIERE (FRA)	France	Germany	1:0 (0:0)	FW	
12.06.2005	WARRINGTON (ENG)	Germany	France	3:0 (0:0)	CW	Group B
09.03.2007	FARO (POR)	France	Germany	1:0 (1:0)	FW	Group A
27.08.2009	TAMPERE (FIN)	France	Germany	1:5 (0:3)	CW	Group B

	MP	W	D	L	GF	GA
France	9	2	0	7	4	26
Germany	9	7	0	2	26	4



Germany v. Nigeria (GER v. NGA)

6 Matches:

Date	City (Country)	Team A	Team B	Result	Status	Group
17.11.1991	JIANGMEN (CHN)	Germany	Nigeria	4:0 (3:0)	FWWC	Group C
06.08.2003	TRIER (GER)	Germany	Nigeria	3:0 (1:0)	FW	
24.07.2004	OFFENBACH (GER)	Germany	Nigeria	3:1 (2:0)	FW	
20.08.2004	PATRAS (GRE)	Germany	Nigeria	2:1 (0:0)	WOFT	Quarter-final
09.08.2008	SHENYANG (CHN)	Nigeria	Germany	0:1 (0:0)	WOFT	Group F
25.11.2010	LEVERKUSEN (GER)	Germany	Nigeria	8:0 (5:0)	FW	

	MP	W	D	L	GF	GA
Germany	6	6	0	0	21	2
Nigeria	6	0	0	6	2	21

Group B - England, Japan, Mexico, New Zealand

14 Matches:

England v. Japan (ENG v. JPN)

1 Match:

Date	City (Country)	Team A	Team B	Result	Status	Group
11.09.2007	SHANGHAI (CHN)	Japan	England	2:2 (0:0)	FWWC	Group A

	MP	W	D	L	GF	GA
England	1	0	1	0	2	2
Japan	1	0	1	0	2	2

England v. Mexico (ENG v. MEX)

1 Match:

Date	City (Country)	Team A	Team B	Result	Status	Group
13.03.2005	LAGOS (POR)	England	Mexico	5:0 (2:0)	FW	Group C

	MP	W	D	L	GF	GA
England	1	1	0	0	5	0
Mexico	1	0	0	1	0	5



England v. New Zealand (ENG v. NZL)

1 Match:

Date	City (Country)	Team A	Team B	Result	Status	Group
21.10.2010	SUWON (KOR)	New Zealand	England	0:0	FW	Group A

	MP	W	D	L	GF	GA
England	1	0	1	0	0	0
New Zealand	1	0	1	0	0	0

Japan v. Mexico (JPN v. MEX)

7 Matches:

Date	City (Country)	Team A	Team B	Result	Status	Group
21.07.1986	JESOLO (ITA)	Japan	Mexico	3:0	FW	Group A
05.07.2003	MEXICO CITY (MEX)	Mexico	Japan	2:2 (0:0)	FWWC_Q	
12.07.2003	TOKYO (JPN)	Japan	Mexico	2:0 (0:0)	FWWC_Q	
10.03.2007	TOKYO (JPN)	Japan	Mexico	2:0 (1:0)	FWWC_Q	
17.03.2007	TOLUCA (MEX)	Mexico	Japan	2:1 (2:1)	FWWC_Q	
08.05.2010	MATSUMOTO (JPN)	Japan	Mexico	4:0 (2:0)	FW	
11.05.2010	NIIGATA (JPN)	Japan	Mexico	3:0 (1:0)	FW	

	MP	W	D	L	GF	GA
Japan	7	5	1	1	17	4
Mexico	7	1	1	5	4	17

Japan v. New Zealand (JPN v. NZL)

4 Matches:

Date	City (Country)	Team A	Team B	Result	Status	Group
02.06.2000	SYDNEY (AUS)	Japan	New Zealand	2:1 (0:1)	FW	
21.05.2005	TOKYO (JPN)	Japan	New Zealand	6:0 (2:0)	FW	
06.08.2008	QINHUANGDAO (CHN)	Japan	New Zealand	2:2 (0:1)	WOFT	Group G
14.11.2009	SAITAMA (JPN)	Japan	New Zealand	2:1 (1:0)	FW	

	MP	W	D	L	GF	GA
Japan	4	3	1	0	12	4
New Zealand	4	0	1	3	4	12

Group C - Colombia, Sweden, USA, Korea DPR

34 Matches:

Korea DPR v. Sweden (PRK v. SWE)

3 Matches:

Date	City (Country)	Team A	Team B	Result	Status	Group
18.08.2002	OSTERSUND (SWE)	Sweden	Korea DPR	1:0 (1:0)	FW	
25.09.2003	PHILADELPHIA (USA)	Sweden	Korea DPR	1:0 (1:0)	FWWC	Group A
18.09.2007	TIANJIN (CHN)	Korea DPR	Sweden	1:2 (1:1)	FWWC	Group B

	MP	W	D	L	GF	GA
Korea DPR	3	0	0	3	1	4
Sweden	3	3	0	0	4	1

Korea DPR v. USA (PRK v. USA)

3 Matches:

Date	City (Country)	Team A	Team B	Result	Status	Group
27.06.1999	BOSTON (USA)	USA	Korea DPR	3:0 (0:0)	FWWC	Group A
28.09.2003	COLUMBUS (USA)	Korea DPR	USA	0:3 (0:1)	FWWC	Group A
11.09.2007	CHENGDU (CHN)	USA	Korea DPR	2:2 (0:0)	FWWC	Group B

	MP	W	D	L	GF	GA
Korea DPR	3	0	1	2	2	8
USA	3	2	1	0	8	2

Sweden v. USA (SWE v. USA)

28 Matches:

Date	City (Country)	Team A	Team B	Result	Status	Group
09.07.1987	BLAINE (USA)	USA	Sweden	1:2	FW	Group 1
03.06.1988	PUNYU (JPN)	Sweden	USA	1:1 (1:1)	FW	Group C
17.11.1991	PANYU (CHN)	Sweden	USA	2:3 (0:1)	FWWC	Group B
18.03.1994	VILA REAL ST. ANTONIO (POR)	USA	Sweden	1:0	FW	Group A
15.02.1996	SAN ANTONIO (USA)	USA	Sweden	3:0 (2:0)	FW	
17.02.1996	HOUSTON (USA)	USA	Sweden	3:0 (2:0)	FW	
23.07.1996	ORLANDO (USA)	USA	Sweden	2:1 (1:0)	WOFT	Group E
30.10.1997	CHATTANOOGA, TN (USA)	USA	Sweden	3:1	FW	



01.11.1997	CHATTANOOGA, TN (USA)	USA	Sweden	3:1 (1:0)	FW	
18.01.1998	GUANGZHOU (CHN)	USA	Sweden	3:0 (1:0)	FW	
21.03.1998	QUARTEIRA (POR)	USA	Sweden	3:1	FW	Third Place Match
14.03.1999	SILVES (POR)	USA	Sweden	1:1 (1:0)	FW	Group A
10.01.2000	MELBOURNE (AUS)	USA	Sweden	0:0	FW	
16.03.2000	LAGOS (POR)	USA	Sweden	1:0 (0:0)	FW	Group A
15.03.2001	ALBUFEIRA (POR)	USA	Sweden	0:2 (0:1)	FW	Group A
01.03.2002	ALBUFEIRA (POR)	Sweden	USA	1:1 (0:1)	FW	Group B
18.03.2003	VILA REAL ST. ANTONIO (POR)	USA	Sweden	1:1 (1:0)	FW	Group A
21.09.2003	WASHINGTON DC	USA	Sweden	3:1 (2:0)	FWWC	Group A
30.01.2004	SHENZHEN (CHN)	USA	Sweden	3:0 (1:0)	FW	
18.03.2004	LAGOS (POR)	Sweden	USA	3:1 (1:0)	FW	Group A
15.07.2006	BLAINE (USA)	USA	Sweden	3:2 (1:0)	FW	
12.03.2007	VILA REAL ST. ANTONIO (POR)	USA	Sweden	3:2 (2:0)	FW	Group B
14.09.2007	CHENGDU (CHN)	Sweden	USA	0:2 (0:1)	FWWC	Group B
05.07.2008	SKELLEFTEA (SWE)	Sweden	USA	0:1 (0:1)	FW	
11.03.2009	FARO (POR)	Sweden	USA	1:1 (1:0) PSO 4:3	FW	Final
01.03.2010	FERREIRAS (POR)	USA	Sweden	2:0 (0:0)	FW	Group B
13.07.2010	OMAHA (USA)	USA	Sweden	1:1 (1:0)	FW	
17.07.2010	EAST HARTFORD	USA	Sweden	3:0 (2:0)	FW	

	MP	W	D	L	GF	GA
Sweden	28	3	7	18	24	53
USA	28	18	7	3	53	24

Group D - Australia, Brazil, Norway, Equatorial Guinea

19 Matches:

Australia v. Brazil (AUS v. BRA)

8 Matches:

Date	City (Country)	Team A	Team B	Result	Status	Group
01.06.1988	JIANGMEN (CHN)	Brazil	Australia	0:1 (0:1)	FW	Group B
15.04.1995	MINAS GERAIS (BRA)	Brazil	Australia	3:0	FW	
17.04.1995	MINAS GERAIS (BRA)	Brazil	Australia	2:3	FW	
06.06.1999	PORTLAND (USA)	Brazil	Australia	3:1	FW	
19.09.2000	SYDNEY (AUS)	Australia	Brazil	1:2 (1:0)	WOFT	Group E



11.08.2004	THESSALONIKI (GRE)	Brazil	Australia	1:0 (1:0)	WOFT	Group G
23.09.2007	TIANJIN (CHN)	Brazil	Australia	3:2 (2:1)	FWWC	Quarter-final
19.06.2008	SUWON (KOR)	Australia	Brazil	1:0 (0:0)	FW	Group B

	MP	W	D	L	GF	GA
Australia	8	3	0	5	9	14
Brazil	8	5	0	3	14	9

Australia v. Norway (AUS v. NOR)

4 Matches:

Date	City (Country)	Team A	Team B	Result	Status	Group
05.06.1988	JIANGMEN (CHN)	Australia	Norway	0:3 (0:1)	FW	Group B
29.07.1995	WORCESTER, WA (USA)	Norway	Australia	2:0 (1:0)	FW	
01.09.1997	OSLO (NOR)	Norway	Australia	7:1 (4:0)	FW	
15.09.2007	HANGZHOU (CHN)	Australia	Norway	1:1 (0:1)	FWWC	Group C

	MP	W	D	L	GF	GA
Australia	4	0	1	3	2	13
Norway	4	3	1	0	13	2

Brazil v. Norway (BRA v. NOR)

7 Matches:

Date	City (Country)	Team A	Team B	Result	Status	Group
03.06.1988	JIANGMEN (CHN)	Brazil	Norway	2:1 (1:0)	FW	Group B
10.06.1988	PUNYU (JPN)	Brazil	Norway	1:2 (0:1)	FW	Semifinals
21.07.1996	WASHINGTON DC (USA)	Norway	Brazil	2:2 (1:0)	WOFT	Group F
01.08.1996	ATHENS, GA (USA)	Brazil	Norway	0:2 (0:2)	WOFT	Bronze Medal Match
10.07.1999	LOS ANGELES (USA)	Brazil	Norway	0:0 AET PSO 5:4	FWWC	Match for 3rd place
24.09.2003	WASHINGTON DC (USA)	Norway	Brazil	1:4 (1:2)	FWWC	Group B
15.08.2008	TIANJIN (CHN)	Brazil	Norway	2:1 (1:0)	WOFT	Quarter-final

	MP	W	D	L	GF	GA
Brazil	7	3	2	2	11	9
Norway	7	2	2	3	9	11

CW: Womens Continental Final, CW_Q: Womens Continental Qualifier, FW: Friendly Women, WOFT: Olympic Football Tournament Women Final, WOFT_Q: Olympic Football Tournament Women Qualifier, FWWC: FIFA Women's World Cup Final, FWWC_Q: FIFA Women's World Cup Qualifier



Match Schedule FIFA Women's World Cup Germany 2011™

Group Stage

Date	#	Venue	Time	Teams	Group
26.06.2011	1	Berlin	18:00	Germany – Canada	A1 – A2
26.06.2011	2	Sinsheim	15:00	Nigeria - France	A3 - A4
27.06.2011	3	Bochum	15:00	Japan - New Zealand	B1 - B2
27.06.2011	4	Wolfsburg	18:00	Mexico - England	B3 - B4
28.06.2011	5	Dresden	18:15	USA - Korea DPR	C1 - C2
28.06.2011	6	Leverkusen	15:00	Colombia - Sweden	C3 - C4
29.06.2011	7	Moenchengladbach	18:15	Brazil - Australia	D1 - D2
29.06.2011	8	Augsburg	15:00	Norway - Equatorial Guinea	D3 - D4
30.06.2011	9	Frankfurt	20:45	Germany – Nigeria	A1 – A3
30.06.2011	10	Bochum	18:00	Canada - France	A2 - A4
01.07.2011	11	Leverkusen	15:00	Japan - Mexico	B1 - B3
01.07.2011	12	Dresden	18:15	New Zealand - England	B2 - B4
02.07.2011	13	Sinsheim	18:00	USA - Colombia	C1 - C3
02.07.2011	14	Augsburg	14:00	Korea DPR - Sweden	C2 - C4
03.07.2011	15	Wolfsburg	18:15	Brazil - Norway	D1 - D3
03.07.2011	16	Bochum	14:00	Australia - Equatorial Guinea	D2 - D4
05.07.2011	17	Moenchengladbach	20:45	France – Germany	A4 – A1
05.07.2011	18	Dresden	20:45	Canada – Nigeria	A2 – A3
05.07.2011	19	Augsburg	18:15	England - Japan	B4 - B1
05.07.2011	20	Sinsheim	18:15	New Zealand - Mexico	B2 - B3
06.07.2011	21	Wolfsburg	20:45	Sweden - USA	C4 - C1
06.07.2011	22	Bochum	20:45	Korea DPR - Colombia	C2 - C3
06.07.2011	23	Frankfurt	18:00	Equatorial Guinea - Brazil	D4 - D1
06.07.2011	24	Leverkusen	18:00	Australia - Norway	D2 - D3

Final Stage

09.07.2011	25	Wolfsburg	20:45	Quarter-final	1A - 2B
09.07.2011	26	Leverkusen	18:00	Quarter-final	1B - 2A
10.07.2011	27	Augsburg	13:00	Quarter-final	1C - 2D
10.07.2011	28	Dresden	17:30	Quarter-final	1D - 2C
13.07.2011	29	Frankfurt	20:45	Semi-final	W25 - W27
13.07.2011	30	Moenchengladbach	18:00	Semi-final	W26 - W28
16.07.2011	31	Sinsheim	17:30	Match for third place	L29 - L30
17.07.2011	32	Frankfurt	20:45	Final	W29 - W30

GROUP A	GROUP B	GROUP C	GROUP D
Germany (GER) Canada (CAN) Nigeria (NGA) France (FRA)	Japan (JPN) New Zealand (NZL) Mexico (MEX) England (ENG)	USA (USA) Korea DPR (PRK) Colombia (COL) Sweden (SWE)	Brazil (BRA) Australia (AUS) Norway (NOR) Equatorial Guinea (EQG)

FIFA Women's World Cup Germany 2011™

FIFA Partners



National Supporters

