

## Monday , 18 July 2011

### Yesterdays highlights

<b>1</b>	Japan were the first winners of the FIFA Women's World Cup™ to come from the AFC confederation. China also reached the final in 1999 – but lost on penalties to USA.
<b>1/2</b>	For the first time the winners of the FIFA Women's World Cup™ had to get past two former winners on their way to lifting the trophy. Japan earlier beat Germany in extra time in the quarter-final and then had to overcome USA in yesterday's penalty shoot-out in the Final.
<b>32/314</b>	Japan's Homare Sawa at the age of 32 years and 314 days became the oldest scorer in a FIFA Women's World Cup final match.
<b>2+1</b>	Japan have worked harder for their success than any other winners of the FIFA Women's World Cup™. There was two periods of extra time in their six games and one penalty shootout.
<b>1</b>	It is the first time the winners of FIFA's premier women's competition had lifted the trophy having lost one of their games en route to the Final. Japan were beaten 2-0 by England in a group fixture.
<b>5=2</b>	With her five goals, Homare Sawa is the second Asian top goalscorer in FIFA's premier women's competition after Sun Wen's haul of seven for China in 1999.
<b>4</b>	For the fourth time, the winner of the adidas Golden Shoe came from the trophy-winners. Homare Sawa's total of five goals was the lowest of all the winners of the individual award.
<b>1/6</b>	Japan defender Azusa Iwashimizu became the first player to be sent off in the FIFA Women's World Cup™ Final.
<b>12</b>	Japan's number of goals – 12 - was the lowest total by any of the six world champions. The previous champion's totals were: 25 (USA 1991 and Germany 2003); 23 (Norway 1995); 21 (Germany 2003) and 18 (USA 1999).
<b>1</b>	USA missed from the spot in the penalty shootout for the first time in the FIFA Women's World Cup™. Their previous two sudden-death deciders – in the 1999 final and against Brazil in this year's quarter-final saw them score five out of five.
<b>13</b>	Abby Wambach's goal in extra time takes her tally in the FIFA Women's World Cup™ to 13 – one behind Germany's Birgit Prinz and Marta of Brazil.
<b>36/25</b>	At 36 years and 25 days, USA defender Christie Rampone is the oldest player to appear in a FIFA Women's World Cup™ Final. She beats the record previously set by Kristin Bengtsson who was 33 years and 273 days when she played for Sweden in the 2003 Final against USA.
<b>8</b>	Substitutes have scored eight goals for USA in the global showpiece. That's one more than the next best team – Germany.
<b>27/36</b>	Despite not lifting the trophy, USA's still lead the way as the most successful team in the history of the competition. With 27 wins in 36 fixtures their win percentage is 75. Germany have 23 wins from 32 games – a win percentage of 71.87.
<b>7</b>	USA have a seven-goal lead at the head of the FIFA Women's World Cup™ scoring charts. They have 98 from 36 games while Germany have 91 from 32.
<b>3</b>	For the third successive competition, the winner of the adidas Golden Shoe was also the winner of the adidas Golden Ball. Germany's Birgit Prinz and Brazil's Marta were also dual individual winners in 2003 and 2007.

# STATS OF THE DAY



<b>3/2</b>	The Final of the FIFA Women's World Cup™ went to extra time for the third time and to penalties for the second time.
<b>4</b>	For the fourth Final in succession, the winning team were not ahead at half-time. In 2007 and 1999 the score was 0-0 at the interval while in 2003. Germany trailed Sweden after 45 minutes.
<b>1</b>	For the first time in the FIFA Women's World Cup™, both finalists had lost one game en route to the finale.
<b>4</b>	Four goals is the most in a Final of the global showpiece. Three were scored in 1991 and 2003.



Japan celebrate after beating USA in the Final of the FIFA Women's World Cup 2011 in Frankfurt, Germany.  
Photo: FIFA/FIFA via Getty Images



















Abby Wambach of USA (2<sup>nd</sup> right) scores her team's second goal.  
Photo: FIFA/FIFA via Getty Images



Japan's Homare Sawa celebrates scoring the second goal for her team against USA.  
Photo: FIFA/FIFA via Getty Images

## The Best of Stats of the Day from Australia to the USA

<p>Australia (AUS)</p> 	<p>Australia's Lisa De Vanna is the top-scoring substitute at the global showpiece. Four of her five goals (she scored four at China 2007) for Australia have come after she was introduced from the bench. Her only goal as a starting player was in the 3-2 quarter-final defeat by Brazil in China.</p>
<p>Brazil (BRA)</p> 	<p>Brazil emerged on top of their group for the fourth successive time at the FIFA Women's World Cup™. For the second time in a row they finished with a 100 per cent record from their three group games without conceding a goal. They are unbeaten in the group stage in the last 12 years.</p>
<p>Canada (CAN)</p> 	<p>Canada lost all three group fixtures for the first time. In 1995 and 1999 – their previous worst performances – they lost two and drew the other game.</p>
<p>Colombia (COL)</p> 	<p>Colombia are the third South American side to qualify for the finals of the FIFA Women's World Cup™ after Brazil and Argentina and picked up one point from three games with their draw against Korea DPR. That's one more point than Argentina have achieved, having lost all six of their matches played in the 2003 and 2007 editions.</p>
<p>England (ENG)</p> 	<p>For the first time in FIFA's premier women's competition, England came out on top of their group. In 1995 and again in 2007 they finished second. In all three of their participations they have qualified for the quarter-finals.</p>
<p>Equatorial Guinea (EQG)</p> 	<p>Anonman's two-goal display for Equatorial Guinea against Australia on 3 July was the second occasion an African player has scored twice in a FIFA Women's World Cup™ match. Sackey grabbed a brace in a 2-1 win for Ghana in 2003 when the opponents were Australia again.</p>
<p>France (FRA)</p> 	<p>France were the only team out of all the quarter-finalists in Germany 2011 to be making their first appearance at that stage of the competition. In 2003, they did not get past the group stage.</p>
<p>Germany (GER)</p> 	<p>Germany's defeat to Japan was their first in the FIFA Women's World Cup™ in 16 fixtures. Since their last defeat – against USA in the 1999 quarter-finals – they had notched 14 wins and one draw.</p>
<p>Japan (JPN)</p> 	<p>Japan were the first winners of the FIFA Women's World Cup™ to come from the AFC confederation. China also reached the final in 1999 – but lost on penalties to USA.</p>
<p>Korea DPR (PRK)</p> 	<p>Song Jong Sun, at 30 years and 113 days, is the oldest Korea DPR player to have featured in the FIFA Women's World Cup™.</p>
<p>Mexico (MEX)</p> 	<p>First point at a FIFA Women's World Cup™ for Mexico in their first group stage match against England on 27 June in Wolfsburg. In their only previous participation, in 1999, they lost all three group games, scoring once and conceding 15.</p>
<p>New Zealand (NZL)</p> 	<p>New Zealand gained their first point in the global showpiece - at the ninth attempt. Before the game with Mexico they had lost all eight fixtures – setting a new record for most consecutive defeats.</p>
<p>Norway (NOR)</p> 	<p>Emilie Haavi, at 19 years and 13 days, is the second youngest goalscorer for Norway at the global showpiece. The record is held by Solveig Gulbrandsen who was 18 years and 162 days old when she scored in the 7-1 defeat of Canada in 1999 after coming on as a substitute.</p>
<p>Nigeria (NGA)</p> 	<p>Nigeria are without a win in their last eight FIFA Women's World Cup™ matches (losing seven) and have conceded in all those games. Their last victory – and clean sheet – came against Denmark in 1999.</p>
<p>Sweden (SWE)</p> 	<p>Sweden's Josefine Oqvist is only the second player in the history of the FIFA Women's World Cup™ to score in two semi-finals. Bettina Wiegmann also achieved the feat for Germany in 1991 and 1995.</p>
<p>USA (USA)</p> 	<p>Despite not lifting the trophy, USA's still lead the way as the most successful team in the history of the competition. With 27 wins in 36 fixtures their win percentage is 75. Germany have 23 wins from 32 games – a win percentage of 71.87.</p>

# STATS OF THE DAY



## In the Past

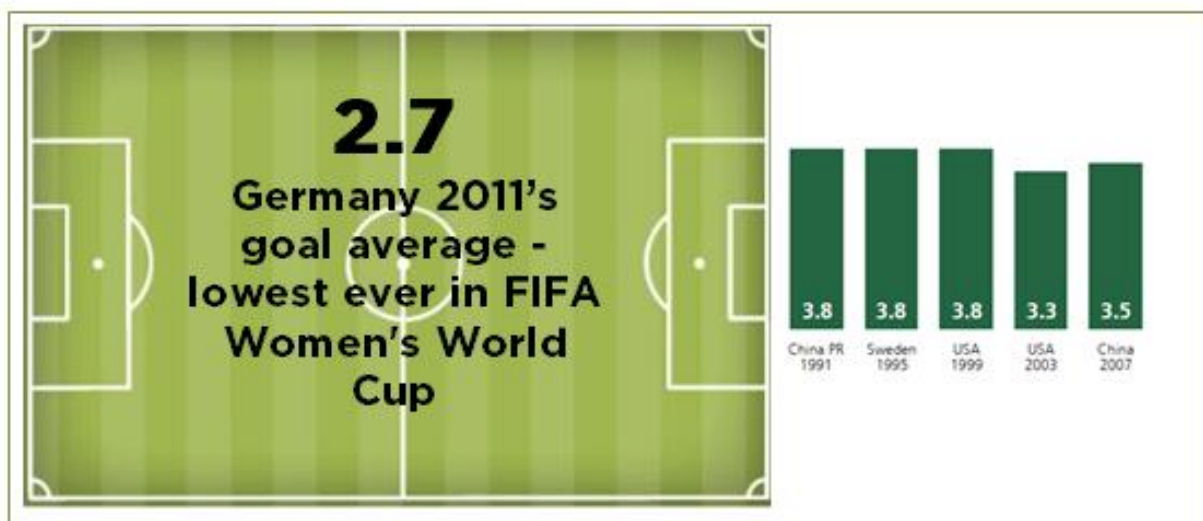
Stats Of The Day started in 2006 as a one-page document for the FIFA World Cup™ and more than doubled in size for the 2010 tournament. This is the first such publication for the FIFA Women's World Cup™ and in all there have been 24 editions including today's which have included the following:

- 24 Stats at a Glance tables
- 9 Off the Balls: interesting snippets on what happens off the pitch
- 24 In the Past: accounts of what happened on that day in another year
- 15 sections accounting the matches that day (Today's Matches)
- 15 Yesterday's Highlights extracts providing the best wrap up facts of the matches the day before
- 15 headers for Tomorrow's line-ups detailing head to heads and facts and figures for the next day's fixtures
- Numerous graphics, tables, images.

With four years to go until the next Women's World Cup it will be interesting to see what the next series of Stats of the Day will look like...watch this space.

## Off the Ball

Injuries are an occupational hazard in every sport and football is no different. What might be of concern to women players is that over the years there has been an increasing number of injuries in all women's competitions – whereas in the men's game the trend has been downwards. Some injuries are much more frequent in the women's game – for instance anterior cruciate ligament (ACL) injuries occur up to ten times more often than with males. Most of these ACL injuries are non-contact – arising from sudden stops, landing and rotation manoeuvres. Happily, the vast majority of injuries are minor, meaning an absence of seven days or less from the game. Ankle sprains are the most diagnosed injury with about two-thirds of all injuries occurring to the leg - ankles, knees and thighs. About 80% of injuries come from tackling and 38% of these are down to foul play. Every fifth injury occurred without contact from another player. The injury data is taken from 370 women's matches at 13 FIFA competitions since 1999. A total of 844 injuries resulted in 2.3 injuries per match, with about one-third causing absence from play.



# STATS OF THE DAY



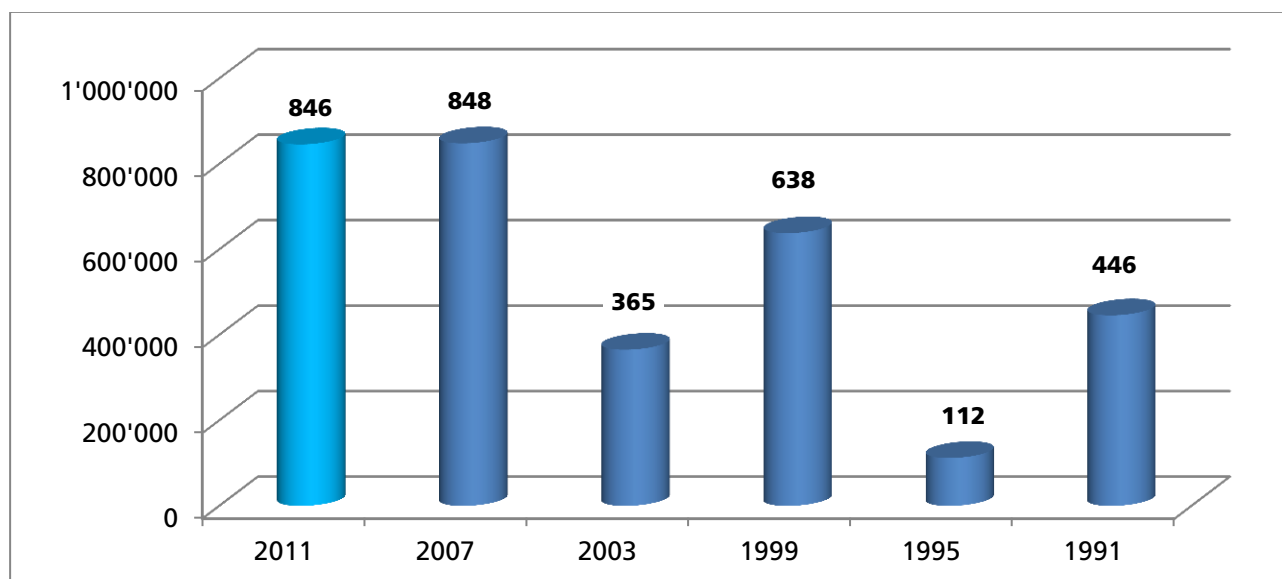
## FIFA Women's World Cup Stats at a Glance

						
<b>Year/Host Country</b>	2011 Germany	2007 China PR	2003 USA	1999 USA	1995 Sweden	1991 China PR
<b>Teams</b>	16	16	16	16	12	12
<b>Matches</b>	32	32	32	32	26	26
<b>Goals</b>	86	111	107	123	99	99
<b>Goal Average</b>	2.69	3.47	3.34	3.84	3.81	3.81
<b>Attendance*</b>	845,711	1,190,971	679,664	1,194,221	112,213	510,000
<b>Attendance Average*</b>	26,428	37,218	21,240	37,319	4,316	19,615
<b>Daily Totals**</b>	<b>845,711</b>	848,337	365,527	638,165	112,213	446,000
<b>Yellow cards</b>	63	77	65	77	66	32
<b>Yellow card average</b>	1.97	2.41	2.03	2.41	2.54	1.23
<b>Red cards</b>	4	2	1	5	4	1
<b>Red card average</b>	0.13	0.06	0.03	0.16	0.15	0.04

\*Attendance figures relate to the number of spectators as indicated in official FIFA Match Reports and not number of tickets sold. Figures also include double headers.

\*\* Sum of venue daily total, i.e. doubleheader figures counted as one only

### Attendance figures through the years based on daily totals\* FIFA Women's World Cup Germany 2011 scoring high!



\*Double header figures in previous Women's World Cups counted only once



## FIFA Women's World Cup Germany 2011™ — Award Winners

### FIFA Fair Play Award (maximum: 1000 points)

Japan	Ø 892
-------	-------

The FIFA Fair Play Trophy, a fair play medal for each player and official, a diploma and a voucher for USD 10,000 worth of football equipment are presented to the team with the best fair play record according to a specific points system.

Previous winners:

2007: Norway; 2003: China PR; 1999: China PR; 1995: Sweden; 1991: Germany

### Golden Ball

adidas Golden Ball	Homare SAWA, JPN 10	28.4 % (of votes cast)
adidas Silver Ball	Abby WAMBACH, USA 20	17.6 %
adidas Bronze Ball	Hope SOLO, USA 1	13.3 %

The Golden Ball is awarded to the best player in the final competition on the basis of a vote taken among the media accredited for the final competition

Previous winners:

2007 Marta (BRA); 2003 Birgit Prinz (GER); 1999: Sissi (BRA) and Sun Wen (CHN); 1995: Ann Kristin Aarones (NOR); 1991: Michelle Akers-Stahl (USA)

### Golden Boot

	Player	Goals	Assists
adidas Golden Boot	Homare SAWA, JPN 10	5	1
adidas Silver Boot	MARTA, BRA 10	4	2
adidas Bronze Boot	Abby WAMBACH, USA 20	4	1

The Golden Boot is awarded to the player who scores the most goals in the final competition. If two or more players score the same number of goals, the number of assists (as determined by members of the FIFA Technical Study Group) are decisive.

Previous winners:

2007 Marta (BRA); 2003 Birgit Prinz (GER); 1999: Sun Wen (CHN); 1995: Hege Riise (NOR); 1991: Carin Jennings (USA)

## Golden Glove

Hope SOLO, USA 1
------------------

The Golden Glove is awarded to the best goalkeeper in the final competition on the basis of a ranking compiled by the FIFA Technical Study Group.

*Previous winners: 2007 Nadine Angerer (GER)*

## Hyundai Best Young Player Award

Caitlin FOORD, AUS 9	born 11.11.1994
----------------------	-----------------

The Hyundai Best Young Player Award goes to the most outstanding young player (born on or after 17 July 1991) for her performance at the FIFA Women's World Cup Germany 2011™. The winner of this official FIFA award is selected by the FIFA Technical Study Group.

*Previous winners: new award*

## FIFA Women's World Cup Germany 2011™ All-Star Team

Based on players' performances throughout the tournament, FIFA's Technical Study Group has elected an All-Star Team.

Goalkeepers	Defenders	Midfielders	Attackers
Hope SOLO, USA 1	Alex SCOTT, ENG 2	Shannon BOX, USA 7	Louisa NECIB, FRA 14
Ayumi KAIHORI, JPN 21	Laura GEORGES, FRA 4	Caroline SEGER, SWE 5	ANONMAN, EQG 10
	ERIKA, BRA 13	Homare SAWA, JPN 10	Lotta SCHELIN, SWE 8
	Saskia BARTUSIAK, GER 3	Jill SCOTT, ENG 4	MARTA, BRA 10
	Sonia BOMPASTOR, FRA 8	Kerstin GAREFREKES, GER 18	Abby WAMBACH, USA 20
	Elise KELLOND-KNIGHT, AUS 8	Shinobu OHNO, JPN 11	
		Aya MIYMA, JPN 8	
		Lauren CHENEY, USA 12	

*Previous All-Star team: 2007*

*Goalkeepers: Nadine ANGERER (GER); Bente NORDBY (NOR)*

*Defenders: LI Jie (CHN); Kerstin STEGEMANN (GER); Ariane HINGST (GER); Ane STANGELAND HORPESTAD (NOR);*

*Midfielders: DANIELA (BRA); FORMIGA (BRA); Kelly SMITH (ENG); Renate LINGOR (GER); Ingvild STENSLAND (NOR); Kristine LILLY (USA)*

*Attackers: Lisa DE VANNA (AUS); MARTA (BRA); CRISTIANE (BRA); Birgit PRINZ (GER)*